

TABLE A-1

Molar mass, gas constant, and critical-point properties

Substance	Formula	Molar mass, M kg/kmol	Gas constant, R kJ/(kg · K)*	Critical-point properties		
				Tempera- ture, K	Pressure, MPa	Volume, m ³ /kmol
Air	—	28.97	0.2870	132.5	3.77	0.0883
Ammonia	NH ₃	17.03	0.4882	405.5	11.28	0.0724
Argon	Ar	39.948	0.2081	151	4.86	0.0749
Benzene	C ₆ H ₆	78.115	0.1064	562	4.92	0.2603
Bromine	Br ₂	159.808	0.0520	584	10.34	0.1355
n-Butane	C ₄ H ₁₀	58.124	0.1430	425.2	3.80	0.2547
Carbon dioxide	CO ₂	44.01	0.1889	304.2	7.39	0.0943
Carbon monoxide	CO	28.011	0.2968	133	3.50	0.0930
Carbon tetrachloride	CCl ₄	153.82	0.05405	556.4	4.56	0.2759
Chlorine	Cl ₂	70.906	0.1173	417	7.71	0.1242
Chloroform	CHCl ₃	119.38	0.06964	536.6	5.47	0.2403
Dichlorodifluoromethane (R-12)	CCl ₂ F ₂	120.91	0.06876	384.7	4.01	0.2179
Dichlorofluoromethane (R-21)	CHCl ₂ F	102.92	0.08078	451.7	5.17	0.1973
Ethane	C ₂ H ₆	30.070	0.2765	305.5	4.48	0.1480
Ethyl alcohol	C ₂ H ₅ OH	46.07	0.1805	516	6.38	0.1673
Ethylene	C ₂ H ₄	28.054	0.2964	282.4	5.12	0.1242
Helium	He	4.003	2.0769	5.3	0.23	0.0578
n-Hexane	C ₆ H ₁₄	86.179	0.09647	507.9	3.03	0.3677
Hydrogen (normal)	H ₂	2.016	4.1240	33.3	1.30	0.0649
Krypton	Kr	83.80	0.09921	209.4	5.50	0.0924
Methane	CH ₄	16.043	0.5182	191.1	4.64	0.0993
Methyl alcohol	CH ₃ OH	32.042	0.2595	513.2	7.95	0.1180
Methyl chloride	CH ₃ Cl	50.488	0.1647	416.3	6.68	0.1430
Neon	Ne	20.183	0.4119	44.5	2.73	0.0417
Nitrogen	N ₂	28.013	0.2968	126.2	3.39	0.0899
Nitrous oxide	N ₂ O	44.013	0.1889	309.7	7.27	0.0961
Oxygen	O ₂	31.999	0.2598	154.8	5.08	0.0780
Propane	C ₃ H ₈	44.097	0.1885	370	4.26	0.1992
Propylene	C ₃ H ₆	42.081	0.1976	365	4.62	0.1810
Sulfur dioxide	SO ₂	64.063	0.1298	430.7	7.88	0.1217
Tetrafluoroethane (R-134a)	CF ₃ CH ₂ F	102.03	0.08149	374.3	4.067	0.1847
Trichlorofluoromethane (R-11)	CCl ₃ F	137.37	0.06052	471.2	4.38	0.2478
Water	H ₂ O	18.015	0.4615	647.3	22.09	0.0568
Xenon	Xe	131.30	0.06332	289.8	5.88	0.1186

*The unit kJ/(kg · K) is equivalent to kPa · m³/(kg · K). The gas constant is calculated from $R = R_u/M$, where $R_u = 8.314$ kJ/(kmol · K) and M is the molar mass.

Source: K. A. Kobe and R. E. Lynn, Jr., *Chemical Review* 52 (1953), pp. 117–236; and ASHRAE, *Handbook of Fundamentals*, (Atlanta, GA: American Society of Heating, Refrigerating and Air-Conditioning Engineers, Inc., 1993), pp. 16.4 and 36.1.

TABLE A-2

Ideal-gas specific heats of various common gases
 a) At 300 K

Gas	Formula	Gas constant, R kJ/(kg · K)	C_p kJ/(kg · K)	C_v kJ/(kg · K)	k
Air	—	0.2870	1.005	0.718	1.400
Argon	Ar	0.2081	0.5203	0.3122	1.667
Butane	C ₄ H ₁₀	0.1433	1.7164	1.5734	1.091
Carbon dioxide	CO ₂	0.1889	0.846	0.657	1.289
Carbon monoxide	CO	0.2968	1.040	0.744	1.400
Ethane	C ₂ H ₆	0.2765	1.7662	1.4897	1.186
Ethylene	C ₂ H ₄	0.2964	1.5482	1.2518	1.237
Helium	He	2.0769	5.1926	3.1156	1.667
Hydrogen	H ₂	4.1240	14.307	10.183	1.405
Methane	CH ₄	0.5182	2.2537	1.7354	1.299
Neon	Ne	0.4119	1.0299	0.6179	1.667
Nitrogen	N ₂	0.2968	1.039	0.743	1.400
Octane	C ₈ H ₁₈	0.0729	1.7113	1.6385	1.044
Oxygen	O ₂	0.2598	0.918	0.658	1.395
Propane	C ₃ H ₈	0.1885	1.6794	1.4909	1.126
Steam	H ₂ O	0.4615	1.8723	1.4108	1.327

Source: Gordon J. Van Wylen and Richard E. Sonntag, *Fundamentals of Classical Thermodynamics*, English/SI Version, 3rd ed. (New York: John Wiley & Sons, 1986), p. 687, table A.8SI.

TABLE A-2

Ideal-gas specific heats of various common gases
(Continued)

(b) At various temperatures

Temperature, K	C_p	C_v	k	C_p	C_v	k	C_p	C_v	k
	$\text{kJ}/(\text{kg} \cdot \text{K})$	$\text{kJ}/(\text{kg} \cdot \text{K})$		$\text{kJ}/(\text{kg} \cdot \text{K})$	$\text{kJ}/(\text{kg} \cdot \text{K})$		$\text{kJ}/(\text{kg} \cdot \text{K})$	$\text{kJ}/(\text{kg} \cdot \text{K})$	
	Air			Carbon dioxide, CO₂			Carbon monoxide, CO		
250	1.003	0.716	1.401	0.791	0.602	1.314	1.039	0.743	1.400
300	1.005	0.718	1.400	0.846	0.657	1.288	1.040	0.744	1.399
350	1.008	0.721	1.398	0.895	0.706	1.268	1.043	0.746	1.398
400	1.013	0.726	1.395	0.939	0.750	1.252	1.047	0.751	1.395
450	1.020	0.733	1.391	0.978	0.790	1.239	1.054	0.757	1.392
500	1.029	0.742	1.387	1.014	0.825	1.229	1.063	0.767	1.387
550	1.040	0.753	1.381	1.046	0.857	1.220	1.075	0.778	1.382
600	1.051	0.764	1.376	1.075	0.886	1.213	1.087	0.790	1.376
650	1.063	0.776	1.370	1.102	0.913	1.207	1.100	0.803	1.370
700	1.075	0.788	1.364	1.126	0.937	1.202	1.113	0.816	1.364
750	1.087	0.800	1.359	1.148	0.959	1.197	1.126	0.829	1.358
800	1.099	0.812	1.354	1.169	0.980	1.193	1.139	0.842	1.353
900	1.121	0.834	1.344	1.204	1.015	1.186	1.163	0.866	1.343
1000	1.142	0.855	1.336	1.234	1.045	1.181	1.185	0.888	1.335
	Hydrogen, H₂			Nitrogen, N₂			Oxygen, O₂		
250	14.051	9.927	1.416	1.039	0.742	1.400	0.913	0.653	1.398
300	14.307	10.183	1.405	1.039	0.743	1.400	0.918	0.658	1.395
350	14.427	10.302	1.400	1.041	0.744	1.399	0.928	0.668	1.389
400	14.476	10.352	1.398	1.044	0.747	1.397	0.941	0.681	1.382
450	14.501	10.377	1.398	1.049	0.752	1.395	0.956	0.696	1.373
500	14.513	10.389	1.397	1.056	0.759	1.391	0.972	0.712	1.365
550	14.530	10.405	1.396	1.065	0.768	1.387	0.988	0.728	1.358
600	14.546	10.422	1.396	1.075	0.778	1.382	1.003	0.743	1.350
650	14.571	10.447	1.395	1.086	0.789	1.376	1.017	0.758	1.343
700	14.604	10.480	1.394	1.098	0.801	1.371	1.031	0.771	1.337
750	14.645	10.521	1.392	1.110	0.813	1.365	1.043	0.783	1.332
800	14.695	10.570	1.390	1.121	0.825	1.360	1.054	0.794	1.327
900	14.822	10.698	1.385	1.145	0.849	1.349	1.074	0.814	1.319
1000	14.983	10.859	1.380	1.167	0.870	1.341	1.090	0.830	1.313

Source: Kenneth Wark, *Thermodynamics*, 4th ed. (New York: McGraw-Hill, 1983), p. 783, table A-4M. Originally published in *Tables of Thermal Properties of Gases*, NBS Circular 564, 1955.

TABLE A-2

ideal-gas specific heats of various common gases
(Concluded)

c) As a function of temperature

$$\bar{C}_p = a + bT + cT^2 + dT^3$$

[T in K, \bar{C}_p in kJ/(kmol · K)]

Substance	Formula	a	b	c	d	Temperature range, K	% error Max. Avg.	
Nitrogen	N ₂	28.90	-0.1571 × 10 ⁻²	0.8081 × 10 ⁻⁵	-2.873 × 10 ⁻⁹	273-1800	0.59	0.34
Oxygen	O ₂	25.48	1.520 × 10 ⁻²	-0.7155 × 10 ⁻⁵	1.312 × 10 ⁻⁹	273-1800	1.19	0.28
Air	—	28.11	0.1967 × 10 ⁻²	0.4802 × 10 ⁻⁵	-1.966 × 10 ⁻⁹	273-1800	0.72	0.33
Hydrogen	H ₂	29.11	-0.1916 × 10 ⁻²	0.4003 × 10 ⁻⁵	-0.8704 × 10 ⁻⁹	273-1800	1.01	0.26
Carbon monoxide	CO	28.16	0.1675 × 10 ⁻²	0.5372 × 10 ⁻⁵	-2.222 × 10 ⁻⁹	273-1800	0.89	0.37
Carbon dioxide	CO ₂	22.26	5.981 × 10 ⁻²	-3.501 × 10 ⁻⁵	7.469 × 10 ⁻⁹	273-1800	0.67	0.22
Water vapor	H ₂ O	32.24	0.1923 × 10 ⁻²	1.055 × 10 ⁻⁵	-3.595 × 10 ⁻⁹	273-1800	0.53	0.24
Nitric oxide	NO	29.34	-0.09395 × 10 ⁻²	0.9747 × 10 ⁻⁵	-4.187 × 10 ⁻⁹	273-1500	0.97	0.36
Nitrous oxide	N ₂ O	24.11	5.8632 × 10 ⁻²	-3.562 × 10 ⁻⁵	10.58 × 10 ⁻⁹	273-1500	0.59	0.26
Nitrogen dioxide	NO ₂	22.9	5.715 × 10 ⁻²	-3.52 × 10 ⁻⁵	7.87 × 10 ⁻⁹	273-1500	0.46	0.18
Ammonia	NH ₃	27.568	2.5630 × 10 ⁻²	0.99072 × 10 ⁻⁵	-6.6909 × 10 ⁻⁹	273-1500	0.91	0.36
Sulfur	S ₂	27.21	2.218 × 10 ⁻²	-1.628 × 10 ⁻⁵	3.986 × 10 ⁻⁹	273-1800	0.99	0.38
Sulfur dioxide	SO ₂	25.78	5.795 × 10 ⁻²	-3.812 × 10 ⁻⁵	8.612 × 10 ⁻⁹	273-1800	0.45	0.24
Sulfur trioxide	SO ₃	16.40	14.58 × 10 ⁻²	-11.20 × 10 ⁻⁵	32.42 × 10 ⁻⁹	273-1300	0.29	0.13
Acetylene	C ₂ H ₂	21.8	9.2143 × 10 ⁻²	-6.527 × 10 ⁻⁵	18.21 × 10 ⁻⁹	273-1500	1.46	0.59
Benzene	C ₆ H ₆	-36.22	48.475 × 10 ⁻²	-31.57 × 10 ⁻⁵	77.62 × 10 ⁻⁹	273-1500	0.34	0.20
Methanol	CH ₄ O	19.0	9.152 × 10 ⁻²	-1.22 × 10 ⁻⁵	-8.039 × 10 ⁻⁹	273-1000	0.18	0.08
Ethanol	C ₂ H ₆ O	19.9	20.96 × 10 ⁻²	-10.38 × 10 ⁻⁵	20.05 × 10 ⁻⁹	273-1500	0.40	0.22
Hydrogen chloride	HCl	30.33	-0.7620 × 10 ⁻²	1.327 × 10 ⁻⁵	-4.338 × 10 ⁻⁹	273-1500	0.22	0.08
Methane	CH ₄	19.89	5.024 × 10 ⁻²	1.269 × 10 ⁻⁵	-11.01 × 10 ⁻⁹	273-1500	1.33	0.57
Ethane	C ₂ H ₆	6.900	17.27 × 10 ⁻²	-6.406 × 10 ⁻⁵	7.285 × 10 ⁻⁹	273-1500	0.83	0.28
Propane	C ₃ H ₈	-4.04	30.48 × 10 ⁻²	-15.72 × 10 ⁻⁵	31.74 × 10 ⁻⁹	273-1500	0.40	0.12
n-Butane	C ₄ H ₁₀	3.96	37.15 × 10 ⁻²	-18.34 × 10 ⁻⁵	35.00 × 10 ⁻⁹	273-1500	0.54	0.24
i-Butane	C ₄ H ₁₀	-7.913	41.60 × 10 ⁻²	-23.01 × 10 ⁻⁵	49.91 × 10 ⁻⁹	273-1500	0.25	0.13
n-Pentane	C ₅ H ₁₂	6.774	45.43 × 10 ⁻²	-22.46 × 10 ⁻⁵	42.29 × 10 ⁻⁹	273-1500	0.56	0.21
n-Hexane	C ₆ H ₁₄	6.938	55.22 × 10 ⁻²	-28.65 × 10 ⁻⁵	57.69 × 10 ⁻⁹	273-1500	0.72	0.20
Ethylene	C ₂ H ₄	3.95	15.64 × 10 ⁻²	-8.344 × 10 ⁻⁵	17.67 × 10 ⁻⁹	273-1500	0.54	0.13
Propylene	C ₃ H ₆	3.15	23.83 × 10 ⁻²	-12.18 × 10 ⁻⁵	24.62 × 10 ⁻⁹	273-1500	0.73	0.17

Source: B. G. Kyle, *Chemical and Process Thermodynamics* (Englewood Cliffs, N.J.: Prentice Hall, 1984). Used with permission.

TABLE A-3

Properties of common liquids, solids, and foods
(a) Liquids

Substance	Boiling data at 1 atm		Freezing data		Liquid properties		
	Normal boiling point, °C	Latent heat of vaporization, h_{fg} kJ/kg	Freezing point, °C	Latent heat of fusion, h_{ff} kJ/kg	Temp., °C	Density, ρ kg/m ³	Specific heat, C_p kJ/kg · °C
Ammonia	-33.3	1357	-77.7	322.4	-33.3	682	4.43
					-20	665	4.52
					0	639	4.60
					25	602	4.80
Argon	-185.9	161.6	-189.3	28	-185.6	1394	1.14
Benzene	80.2	394	5.5	126	20	879	1.72
Brine (20% sodium chloride by mass)	103.9	—	-17.4	—	20	1150	3.11
<i>n</i> -Butane	-0.5	385.2	-138.5	80.3	-0.5	601	2.31
Carbon dioxide	-78.4*	230.5 (at 0°C)	-56.6	—	0	298	0.59
Ethanol	78.2	838.3	-114.2	109	25	783	2.46
Ethylene glycol	198.1	800.1	-10.8	181.1	20	1109	2.84
Ethyl alcohol	78.6	855	-156	108	20	789	2.84
Glycerine	179.9	974	18.9	200.6	20	1261	2.32
Helium	-268.9	22.8	—	—	-268.9	146.2	22.8
Hydrogen	-252.8	445.7	-259.2	59.5	-252.8	70.7	10.0
Isobutane	-11.7	367.1	-160	105.7	-11.7	593.8	2.28
Kerosene	204-293	251	-24.9	—	20	820	2.00
Mercury	356.7	294.7	-38.9	11.4	25	13560	0.139
Methane	-161.5	510.4	-182.2	58.4	-161.5	423	3.49
					-100	301	5.79
Methanol	64.5	1100	-97.7	99.2	25	787	2.55
Nitrogen	-195.8	198.6	-210	25.3	-195.8	809	2.06
					-160	596	2.97
Octane	124.8	306.3	-57.5	180.7	20	703	2.10
Oil (light)					25	910	1.80
Oxygen	-183	212.7	-218.8	13.7	-183	1141	1.71
Petroleum	—	230-384			20	640	2.0
Propane	-42.1	427.8	-187.7	80.0	-42.1	581	2.25
					0	529	2.53
					50	449	3.13
Refrigerant-134a	-26.1	216.8	-96.6	—	-50	1443	1.23
					-26.1	1374	1.27
					0	1294	1.34
					25	1206	1.42
Water	100	2257	0.0	333.7	0	1000	4.23
					25	997	4.18
					50	988	4.18
					75	975	4.19
					100	958	4.22

*Sublimation temperature. (At pressures below the triple-point pressure of 518 kPa, carbon dioxide exists as a solid or gas. Also, the freezing-point temperature of carbon dioxide is the triple-point temperature of -56.5°C.)

TABLE A-3

Properties of common liquids, solids, and foods (Concluded)

(b) Solids (values are for room temperature unless indicated otherwise)

Substance	Density, ρ kg/m ³	Specific heat, C_p kJ/(kg · °C)	Substance	Density, ρ kg/m ³	Specific heat, C_p kJ/(kg · °C)
Metals			Nonmetals		
Aluminum			Asphalt	2110	0.920
200 K		0.797	Brick, common	1922	0.79
250 K		0.859	Brick, fireclay (500°C)	2300	0.960
300 K	2,700	0.902	Concrete	2300	0.653
350 K		0.929	Clay	1000	0.920
400 K		0.949	Diamond	2420	0.616
450 K		0.973	Glass, window	2700	0.800
500 K		0.997	Glass, pyrex	2230	0.840
Bronze (76% Cu, 2% Zn, 2% Al)	8,280	0.400	Graphite	2500	0.711
Brass, yellow (65% Cu, 35% Zn)	8,310	0.400	Granite	2700	1.017
Copper			Gypsum or plaster board	800	1.09
-173°C		0.254	Ice		
-100°C		0.342	200 K		1.56
-50°C		0.367	220 K		1.71
0°C		0.381	240 K		1.86
27°C	8,900	0.386	260 K		2.01
100°C		0.393	273 K	921	2.11
200°C		0.403	Limestone	1650	0.909
Iron	7,840	0.45	Marble	2600	0.880
Lead	11,310	0.128	Plywood (Douglas Fir)	545	1.21
Magnesium	1,730	1.000	Rubber (soft)	1100	1.840
Nickel	8,890	0.440	Rubber (hard)	1150	2.009
Silver	10,470	0.235	Sand	1520	0.800
Steel, mild	7,830	0.500	Stone	1500	0.800
Tungsten	19,400	0.130	Woods, hard (maple, oak, etc.)	721	1.26
			Woods, soft (fir, pine, etc.)	513	1.38

(c) Foods

Food	Water content, % (mass)	Freezing point, °C	Specific heat, kJ/(kg · °C)		Latent heat of fusion, kJ/kg	Food	Water content, % (mass)	Freezing point, °C	Specific heat, kJ/(kg · °C)		Latent heat of fusion, kJ/kg
			Above freezing	Below freezing					Above freezing	Below freezing	
Apples	84	-1.1	3.65	1.90	281	Lettuce	95	-0.2	4.02	2.04	317
Bananas	75	-0.8	3.35	1.78	251	Milk, whole	88	-0.6	3.79	1.95	294
Beef round	67	—	3.08	1.68	224	Oranges	87	-0.8	3.75	1.94	291
Broccoli	90	-0.6	3.86	1.97	301	Potatoes	78	-0.6	3.45	1.82	261
Butter	16	—	—	1.04	53	Salmon fish	64	-2.2	2.98	1.65	214
Cheese, swiss	39	-10.0	2.15	1.33	130	Shrimp	83	-2.2	3.62	1.89	277
Cherries	80	-1.8	3.52	1.85	267	Spinach	93	-0.3	3.96	2.01	311
Chicken	74	-2.8	3.32	1.77	247	Strawberries	90	-0.8	3.86	1.97	301
Corn, sweet	74	-0.6	3.32	1.77	247	Tomatoes, ripe	94	-0.5	3.99	2.02	314
Eggs, whole	74	-0.6	3.32	1.77	247	Turkey	64	—	2.98	1.65	214
Ice cream	63	-5.6	2.95	1.63	210	Watermelon	93	-0.4	3.96	2.01	311

Source: Values are obtained from various handbooks and other sources or are calculated. Water content and freezing-point data of foods are from ASHRAE, *Handbook of Fundamentals*, SI version (Atlanta, GA: American Society of Heating, Refrigerating and Air-Conditioning Engineers, Inc., 1993), Chapter 30, Table 1. Freezing point is the temperature at which freezing starts for fruits and vegetables, and the average freezing temperature for other foods.

TABLE A-4

Saturated water—Temperature table

Temp., T°C	Sat. press., P _{sat} , kPa	Specific volume, m ³ /kg		Internal energy, kJ/kg			Enthalpy, kJ/kg			Entropy, kJ/(kg·K)		
		Sat. liquid, v _f	Sat. vapor, v _g	Sat. liquid, u _f	Evap., u _{fg}	Sat. vapor, u _g	Sat. liquid, h _f	Evap., h _{fg}	Sat. vapor, h _g	Sat. liquid, s _f	Evap., s _{fg}	Sat. vapor, s _g
0.01	0.6113	0.001000	206.14	0.0	2375.3	2375.3	0.01	2501.3	2501.4	0.000	9.1562	9.1562
5	0.8721	0.001000	147.12	20.97	2361.3	2382.3	20.98	2489.6	2510.6	0.0761	8.9496	9.0257
10	1.2276	0.001000	106.38	42.00	2347.2	2389.2	42.01	2477.7	2519.8	0.1510	8.7498	8.9008
15	1.7051	0.001001	77.93	62.99	2333.1	2396.1	62.99	2465.9	2528.9	0.2245	8.5569	8.7814
20	2.339	0.001002	57.79	83.95	2319.0	2402.9	83.96	2454.1	2538.1	0.2966	8.3706	8.6672
25	3.169	0.001003	43.36	104.88	2304.9	2409.8	104.89	2442.3	2547.2	0.3674	8.1905	8.5580
30	4.246	0.001004	32.89	125.78	2290.8	2416.6	125.79	2430.5	2556.3	0.4369	8.0164	8.4533
35	5.628	0.001006	25.22	146.67	2276.7	2423.4	146.68	2418.6	2565.3	0.5053	7.8478	8.3531
40	7.384	0.001008	19.52	167.56	2262.6	2430.1	167.57	2406.7	2574.3	0.5725	7.6845	8.2570
45	9.593	0.001010	15.26	188.44	2248.4	2436.8	188.45	2394.8	2583.2	0.6387	7.5261	8.1648
50	12.349	0.001012	12.03	209.32	2234.2	2443.5	209.33	2382.7	2592.1	0.7038	7.3725	8.0763
55	15.758	0.001015	9.568	230.21	2219.9	2450.1	230.23	2370.7	2600.9	0.7679	7.2234	7.9913
60	19.940	0.001017	7.671	251.11	2205.5	2456.6	251.13	2358.5	2609.6	0.8312	7.0784	7.9096
65	25.03	0.001020	6.197	272.02	2191.1	2463.1	272.06	2346.2	2618.3	0.8935	6.9375	7.8310
70	31.19	0.001023	5.042	292.95	2176.6	2469.6	292.98	2333.8	2626.8	0.9549	6.8004	7.7553
75	38.58	0.001026	4.131	313.90	2162.0	2475.9	313.93	2321.4	2635.3	1.0155	6.6669	7.6824
80	47.39	0.001029	3.407	334.86	2147.4	2482.2	334.91	2308.8	2643.7	1.0753	6.5369	7.6122
85	57.83	0.001033	2.828	355.84	2132.6	2488.4	355.90	2296.0	2651.9	1.1343	6.4102	7.5445
90	70.14	0.001036	2.361	376.85	2117.7	2494.5	376.92	2283.2	2660.1	1.1925	6.2866	7.4791
95	84.55	0.001040	1.982	397.88	2102.7	2500.6	397.96	2270.2	2668.1	1.2500	6.1659	7.4159
Sat. press., MPa												
100	0.10135	0.001044	1.6729	418.94	2087.6	2506.5	419.04	2257.0	2676.1	1.3069	6.0480	7.3549
105	0.12082	0.001048	1.4194	440.02	2072.3	2512.4	440.15	2243.7	2683.8	1.3630	5.9328	7.2958
110	0.14327	0.001052	1.2102	461.14	2057.0	2518.1	461.30	2230.2	2691.5	1.4185	5.8202	7.2387
115	0.16906	0.001056	1.0366	482.30	2041.4	2523.7	482.48	2216.5	2699.0	1.4734	5.7100	7.1833
120	0.19853	0.001060	0.8919	503.50	2025.8	2529.3	503.71	2202.6	2706.3	1.5276	5.6020	7.1296
125	0.2321	0.001065	0.7706	524.74	2009.9	2534.6	524.99	2188.5	2713.5	1.5813	5.4962	7.0775
130	0.2701	0.001070	0.6685	546.02	1993.9	2539.9	546.31	2174.2	2720.5	1.6344	5.3925	7.0269
135	0.3130	0.001075	0.5822	567.35	1977.7	2545.0	567.69	2159.6	2727.3	1.6870	5.2907	6.9777
140	0.3613	0.001080	0.5089	588.74	1961.3	2550.0	589.13	2144.7	2733.9	1.7391	5.1908	6.9299
145	0.4154	0.001085	0.4463	610.18	1944.7	2554.9	610.63	2129.6	2740.3	1.7907	5.0926	6.8833
150	0.4758	0.001091	0.3928	631.68	1927.9	2559.5	632.20	2114.3	2746.5	1.8418	4.9960	6.8379
155	0.5431	0.001096	0.3468	653.24	1910.8	2564.1	653.84	2098.6	2752.4	1.8925	4.9010	6.7935
160	0.6178	0.001102	0.3071	674.87	1893.5	2568.4	675.55	2082.6	2758.1	1.9427	4.8075	6.7502
165	0.7005	0.001108	0.2727	696.56	1876.0	2572.5	697.34	2066.2	2763.5	1.9925	4.7153	6.7078
170	0.7917	0.001114	0.2428	718.33	1858.1	2576.5	719.21	2049.5	2768.7	2.0419	4.6244	6.6663
175	0.8920	0.001121	0.2168	740.17	1840.0	2580.2	741.17	2032.4	2773.6	2.0909	4.5347	6.6256
180	1.0021	0.001127	0.19405	762.09	1821.6	2583.7	763.22	2015.0	2778.2	2.1396	4.4461	6.5857
185	1.1227	0.001134	0.17409	784.10	1802.9	2587.0	785.37	1997.1	2782.4	2.1879	4.3586	6.5465
190	1.2544	0.001141	0.15654	806.19	1783.8	2590.0	807.62	1978.8	2786.4	2.2359	4.2720	6.5079
195	1.3978	0.001149	0.14105	828.37	1764.4	2592.8	829.98	1960.0	2790.0	2.2835	4.1863	6.4698

TABLE A-4

Saturated water—Temperature table (Concluded)

Temp., T °C	Sat. press., P _{sat} MPa	Specific volume, m ³ /kg		Internal energy, kJ/kg			Enthalpy, kJ/kg			Entropy, kJ/(kg · K)		
		Sat. liquid, v _f	Sat. vapor, v _g	Sat. liquid, u _f	Evap., u _{fg}	Sat. vapor, u _g	Sat. liquid, h _f	Evap., h _{fg}	Sat. vapor, h _g	Sat. liquid, s _f	Evap., s _{fg}	Sat. vapor, s _g
200	1.5538	0.001157	0.12736	850.65	1744.7	2595.3	852.45	1940.7	2793.2	2.3309	4.1014	6.4323
205	1.7230	0.001164	0.11521	873.04	1724.5	2597.5	875.04	1921.0	2796.0	2.3780	4.0172	6.3952
210	1.9062	0.001173	0.10441	895.53	1703.9	2599.5	897.76	1900.7	2798.5	2.4248	3.9337	6.3585
215	2.104	0.001181	0.09479	918.14	1682.9	2601.1	920.62	1879.9	2800.5	2.4714	3.8507	6.3221
220	2.318	0.001190	0.08619	940.87	1661.5	2602.4	943.62	1858.5	2802.1	2.5178	3.7683	6.2861
225	2.548	0.001199	0.07849	963.73	1639.6	2603.3	966.78	1836.5	2803.3	2.5639	3.6863	6.2503
230	2.795	0.001209	0.07158	986.74	1617.2	2603.9	990.12	1813.8	2804.0	2.6099	3.6047	6.2146
235	3.060	0.001219	0.06537	1009.89	1594.2	2604.1	1013.62	1790.5	2804.2	2.6558	3.5233	6.1791
240	3.344	0.001229	0.05976	1033.21	1570.8	2604.0	1037.32	1766.5	2803.8	2.7015	3.4422	6.1437
245	3.648	0.001240	0.05471	1056.71	1546.7	2603.4	1061.23	1741.7	2803.0	2.7472	3.3612	6.1083
250	3.973	0.001251	0.05013	1080.39	1522.0	2602.4	1085.36	1716.2	2801.5	2.7927	3.2802	6.0730
255	4.319	0.001263	0.04598	1104.28	1596.7	2600.9	1109.73	1689.8	2799.5	2.8383	3.1992	6.0375
260	4.688	0.001276	0.04221	1128.39	1470.6	2599.0	1134.37	1662.5	2796.9	2.8838	3.1181	6.0019
265	5.081	0.001289	0.03877	1152.74	1443.9	2596.6	1159.28	1634.4	2793.6	2.9294	3.0368	5.9662
270	5.499	0.001302	0.03564	1177.36	1416.3	2593.7	1184.51	1605.2	2789.7	2.9751	2.9551	5.9301
275	5.942	0.001317	0.03279	1202.25	1387.9	2590.2	1210.07	1574.9	2785.0	3.0208	2.8730	5.8938
280	6.412	0.001332	0.03017	1227.46	1358.7	2586.1	1235.99	1543.6	2779.6	3.0668	2.7903	5.8571
285	6.909	0.001348	0.02777	1253.00	1328.4	2581.4	1262.31	1511.0	2773.3	3.1130	2.7070	5.8199
290	7.436	0.001366	0.02557	1278.92	1297.1	2576.0	1289.07	1477.1	2766.2	3.1594	2.6227	5.7821
295	7.993	0.001384	0.02354	1305.2	1264.7	2569.9	1316.3	1441.8	2758.1	3.2062	2.5375	5.7437
300	8.581	0.001404	0.02167	1332.0	1231.0	2563.0	1344.0	1404.9	2749.0	3.2534	2.4511	5.7045
305	9.202	0.001425	0.019948	1359.3	1195.9	2555.2	1372.4	1366.4	2738.7	3.3010	2.3633	5.6643
310	9.856	0.001447	0.018350	1387.1	1159.4	2546.4	1401.3	1326.0	2727.3	3.3493	2.2737	5.6230
315	10.547	0.001472	0.016867	1415.5	1121.1	2536.6	1431.0	1283.5	2714.5	3.3982	2.1821	5.5804
320	11.274	0.001499	0.015488	1444.6	1080.9	2525.5	1461.5	1238.6	2700.1	3.4480	2.0882	5.5362
330	12.845	0.001561	0.012996	1505.3	993.7	2498.9	1525.3	1140.6	2665.9	3.5507	1.8909	5.4417
340	14.586	0.001638	0.010797	1570.3	894.3	2464.6	1594.2	1027.9	2622.0	3.6594	1.6763	5.3357
350	16.513	0.001740	0.008813	1641.9	776.6	2418.4	1670.6	893.4	2563.9	3.7777	1.4335	5.2112
360	18.651	0.001893	0.006945	1725.2	626.3	2351.5	1760.5	720.3	2481.0	3.9147	1.1379	5.0526
370	21.03	0.002213	0.004925	1844.0	384.5	2228.5	1890.5	441.6	2332.1	4.1106	0.6865	4.7971
374.14	22.09	0.003155	0.003155	2029.6	0	2029.6	2099.3	0	2099.3	4.4298	0	4.4298

Source: Tables A-4 through A-8 are adapted from Gordon J. Van Wylen and Richard E. Sonntag, *Fundamentals of Classical Thermodynamics*, English/SI Version, 3rd ed. (New York: John Wiley & Sons, 1986), pp. 635–651. Originally published in Joseph H. Keenan, Frederick G. Keyes, Philip G. Hill, and Joan G. Moore, *Steam Tables*, SI Units (New York: John Wiley & Sons, 1978).

$$w_s - (-1281.41 + w_p) m = 300000$$

$$H_2 - H_1$$

TABLE A-5

Saturated water—Pressure table

Press., P kPa	Sat. temp., T _{sat} °C	Specific volume, m ³ /kg		Internal energy, kJ/kg			Enthalpy, kJ/kg			Entropy, kJ/(kg · K)		
		Sat. liquid, v _f	Sat. vapor, v _g	Sat. liquid, u _f	Evap., u _{fg}	Sat. vapor, u _g	Sat. liquid, h _f	Evap., h _{fg}	Sat. vapor, h _g	Sat. liquid, s _f	Evap., s _{fg}	Sat. vapor, s _g
0.6113	0.01	0.001000	206.14	0.00	2375.3	2375.3	0.01	2501.3	2501.4	0.0000	9.1562	9.1562
1.0	6.98	0.001000	129.21	29.30	2355.7	2385.0	29.30	2484.9	2514.2	0.1059	8.8697	8.9756
1.5	13.03	0.001001	87.98	54.71	2338.6	2393.3	54.71	2470.6	2525.3	0.1957	8.6322	8.8279
2.0	17.50	0.001001	67.00	73.48	2326.0	2399.5	73.48	2460.0	2533.5	0.2607	8.4629	8.7237
2.5	21.08	0.001002	54.25	88.48	2315.9	2404.4	88.49	2451.6	2540.0	0.3120	8.3311	8.6432
3.0	24.08	0.001003	45.67	101.04	2307.5	2408.5	101.05	2444.5	2545.5	0.3545	8.2231	8.5776
4.0	28.96	0.001004	34.80	121.45	2293.7	2415.2	121.46	2432.9	2554.4	0.4226	8.0520	8.4746
5.0	32.88	0.001005	28.19	137.81	2282.7	2420.5	137.82	2423.7	2561.5	0.4764	7.9187	8.3951
7.5	40.29	0.001008	19.24	168.78	2261.7	2430.5	168.79	2406.0	2574.8	0.5764	7.6750	8.2515
10	45.81	0.001010	14.67	191.82	2246.1	2437.9	191.83	2392.8	2584.7	0.6493	7.5009	8.1502
15	53.97	0.001014	10.02	225.92	2222.8	2448.7	225.94	2373.1	2599.1	0.7549	7.2536	8.0085
20	60.06	0.001017	7.649	251.38	2205.4	2456.7	251.40	2358.3	2609.7	0.8320	7.0766	7.9085
25	64.97	0.001020	6.204	271.90	2191.2	2463.1	271.93	2346.3	2618.2	0.8931	6.9383	7.8314
30	69.10	0.001022	5.229	289.20	2179.2	2468.4	289.23	2336.1	2625.3	0.9439	6.8247	7.7686
40	75.87	0.001027	3.993	317.53	2159.5	2477.0	317.58	2319.2	2636.8	1.0259	6.6441	7.6700
50	81.33	0.001030	3.240	340.44	2143.4	2483.9	340.49	2305.4	2645.9	1.0910	6.5029	7.5939
75	91.78	0.001037	2.217	384.31	2112.4	2496.7	384.39	2278.6	2663.0	1.2130	6.2434	7.4564
Press., MPa												
0.100	99.63	0.001043	1.6940	417.36	2088.7	2506.1	417.46	2258.0	2675.5	1.3026	6.0568	7.3594
0.125	103.99	0.001048	1.3749	444.19	2069.3	2513.5	444.32	2241.0	2685.4	1.3740	5.9104	7.2844
0.150	111.37	0.001053	1.1593	466.94	2052.7	2519.7	467.11	2226.5	2693.6	1.4336	5.7897	7.2233
0.175	116.06	0.001057	1.0036	486.80	2038.1	2524.9	486.99	2213.6	2700.6	1.4849	5.6868	7.1717
0.200	120.23	0.001061	0.8857	504.49	2025.0	2529.5	504.70	2201.9	2706.7	1.5301	5.5970	7.1271
0.225	124.00	0.001064	0.7933	520.47	2013.1	2533.6	520.72	2191.3	2712.1	1.5706	5.5173	7.0878
0.250	127.44	0.001067	0.7187	535.10	2002.1	2537.2	535.37	2181.5	2716.9	1.6072	5.4455	7.0527
0.275	130.60	0.001070	0.6573	548.59	1991.9	2540.5	548.89	2172.4	2721.3	1.6408	5.3801	7.0209
0.300	133.55	0.001073	0.6058	561.15	1982.4	2543.6	561.47	2163.8	2725.3	1.6718	5.3201	6.9919
0.325	136.30	0.001076	0.5620	572.90	1973.5	2546.4	573.25	2155.8	2729.0	1.7006	5.2646	6.9652
0.350	138.88	0.001079	0.5243	583.95	1965.0	2548.9	584.33	2148.1	2732.4	1.7275	5.2130	6.9405
0.375	141.32	0.001081	0.4914	594.40	1956.9	2551.3	594.81	2140.8	2735.6	1.7528	5.1647	6.9175
0.40	143.63	0.001084	0.4625	604.31	1949.3	2553.6	604.74	2133.8	2738.6	1.7766	5.1193	6.8959
0.45	147.93	0.001088	0.4140	622.77	1934.9	2557.6	623.25	2120.7	2743.9	1.8207	5.0359	6.8565
0.50	151.86	0.001093	0.3749	639.58	1921.6	2561.2	640.23	2108.5	2748.7	1.8607	4.9606	6.8213
0.55	155.48	0.001097	0.3427	655.32	1909.2	2564.5	665.93	2097.0	2753.0	1.8973	4.8920	6.7893
0.60	158.85	0.001101	0.3157	669.90	1897.5	2567.4	670.56	2086.3	2756.8	1.9312	4.8286	6.7600
0.65	162.01	0.001104	0.2927	683.56	1886.5	2570.1	684.28	2076.0	2760.3	1.9627	4.7703	6.7331
0.70	164.97	0.001108	0.2729	696.44	1876.1	2572.5	697.22	2066.3	2763.5	1.9922	4.7158	6.7080
0.75	167.78	0.001112	0.2556	708.64	1866.1	2574.7	709.47	2057.0	2766.4	2.0200	4.6647	6.6847
0.80	170.43	0.001115	0.2404	720.22	1856.6	2576.8	721.11	2048.0	2769.1	2.0462	4.6166	6.6628
0.85	172.96	0.001118	0.2270	731.27	1847.4	2578.7	732.22	2039.4	2771.6	2.0710	4.5711	6.6421
0.90	175.38	0.001121	0.2150	741.83	1838.6	2580.5	742.83	2031.1	2773.9	2.0946	4.5280	6.6226
0.95	177.69	0.001124	0.2402	751.95	1830.2	2582.1	753.02	2023.1	2776.1	2.1172	4.4869	6.6041
1.00	179.91	0.001127	0.19444	761.68	1822.0	2583.6	762.81	2015.3	2778.1	2.1387	4.4478	6.5865
1.10	184.09	0.001133	0.17753	780.09	1806.3	2586.4	781.34	2000.4	2871.7	2.1792	4.3744	6.5536
1.20	187.99	0.001139	0.16333	797.29	1791.5	2588.8	798.65	1986.2	2784.8	2.2166	4.3067	6.5233
1.30	191.64	0.001144	0.15125	813.44	1777.5	2591.0	814.93	1972.7	2787.6	2.2515	4.2438	6.4953

TABLE A-5

Saturated water—Pressure table (Concluded)

Press., MPa	Sat. temp., T_{sat} °C	Specific volume, m ³ /kg		Internal energy, kJ/kg			Enthalpy, kJ/kg			Entropy, kJ/(kg · K)		
		Sat. liquid, v_f	Sat. vapor, v_g	Sat. liquid, u_f	Evap., u_{fg}	Sat. vapor, u_g	Sat. liquid, h_f	Evap., h_{fg}	Sat. vapor, h_g	Sat. liquid, s_f	Evap., s_{fg}	Sat. vapor, s_g
1.40	195.07	0.001149	0.14084	828.70	1764.1	2592.8	830.30	1957.7	2790.0	2.2842	4.1850	6.4693
1.50	198.32	0.001154	0.13177	843.16	1751.3	2594.5	844.89	1947.3	2792.2	2.3150	4.1298	6.4448
1.75	205.76	0.001166	0.11349	876.46	1721.4	2597.8	878.50	1917.9	2796.4	2.3851	4.0044	6.3896
2.00	212.42	0.001177	0.09963	906.44	1693.8	2600.3	908.79	1890.7	2799.5	2.4474	3.8935	6.3409
2.25	218.45	0.001187	0.08875	933.83	1668.2	2602.0	936.49	1865.2	2801.7	2.5035	3.7937	6.2972
2.5	223.99	0.001197	0.07998	959.11	1644.0	2603.1	962.11	1841.0	2803.1	2.5547	3.7028	6.2575
3.0	233.90	0.001217	0.06668	1004.78	1599.3	2604.1	1008.42	1795.7	2804.2	2.6457	3.5412	6.1869
3.5	242.60	0.001235	0.05707	1045.43	1558.3	2603.7	1049.75	1753.7	2803.4	2.7253	3.4000	6.1253
4	250.40	0.001252	0.04978	1082.31	1520.0	2602.3	1087.31	1714.1	2801.4	2.7964	3.2737	6.0701
5	263.99	0.001286	0.03944	1147.81	1449.3	2597.1	1154.23	1640.1	2794.3	2.9202	3.0532	5.9734
6	275.64	0.001319	0.03244	1205.44	1384.3	2589.7	1213.35	1571.0	2784.3	3.0267	2.8625	5.8892
7	285.88	0.001351	0.02737	1257.55	1323.0	2580.5	1267.00	1505.1	2772.1	3.1211	2.6922	5.8133
8	295.06	0.001384	0.02352	1305.57	1264.2	2569.8	1316.64	1441.3	2758.0	3.2068	2.5364	5.7432
9	303.40	0.001418	0.02048	1350.51	1207.3	2557.8	1363.26	1378.9	2742.1	3.2858	2.3915	5.6722
10	311.06	0.001452	0.018026	1393.04	1151.4	2544.4	1407.56	1317.1	2724.7	3.3596	2.2544	5.6141
11	318.15	0.001489	0.015987	1433.7	1096.0	2529.8	1450.1	1255.5	2705.6	3.4295	2.1233	5.5527
12	324.75	0.001527	0.014263	1473.0	1040.7	2513.7	1491.3	1193.3	2684.9	3.4962	1.9962	5.4924
13	330.93	0.001567	0.012780	1511.1	985.0	2496.1	1531.5	1130.7	2662.2	3.5606	1.8718	5.4323
14	336.75	0.001611	0.011485	1548.6	928.2	2476.8	1571.1	1066.5	2637.6	3.6232	1.7485	5.3717
15	342.24	0.001658	0.010337	1585.6	869.8	2455.5	1610.5	1000.0	2610.5	3.6848	1.6249	5.3098
16	347.44	0.001711	0.009306	1622.7	809.0	2431.7	1650.1	930.6	2580.6	3.7461	1.4994	5.2455
17	352.37	0.001770	0.008364	1660.2	744.8	2405.0	1690.3	856.9	2547.2	3.8079	1.3698	5.1777
18	357.06	0.001840	0.007489	1698.9	675.4	2374.3	1732.0	777.1	2509.1	3.8715	1.2329	5.1044
19	361.54	0.001924	0.006657	1739.9	598.1	2338.1	1776.5	688.0	2464.5	3.9388	1.0839	5.0228
20	365.81	0.002036	0.005834	1785.6	507.5	2293.0	1826.3	583.4	2409.7	4.0139	0.9130	4.9269
21	369.89	0.002207	0.004952	1842.1	388.5	2230.6	1888.4	446.2	2334.6	4.1075	0.6938	4.8013
22	373.80	0.002742	0.003568	1961.9	125.2	2087.1	2022.2	143.4	2165.6	4.3110	0.2216	4.5327
22.09	374.14	0.003155	0.003155	2029.6	0	2029.6	2099.3	0	2099.3	4.4298	0	4.4298

011

TABLE A-6

Superheated water

<i>T</i> °C	<i>v</i> m ³ /kg	<i>u</i> kJ/kg	<i>h</i> kJ/kg	<i>s</i> kJ/(kg · K)	<i>v</i> m ³ /kg	<i>u</i> kJ/kg	<i>h</i> kJ/kg	<i>s</i> kJ/(kg · K)	<i>v</i> m ³ /kg	<i>u</i> kJ/kg	<i>h</i> kJ/kg	<i>s</i> kJ/(kg · K)
<i>P</i> = 0.01 MPa (45.81°C)*				<i>P</i> = 0.05 MPa (81.33°C)				<i>P</i> = 0.10 MPa (99.63°C)				
Sat.†	14.674	2437.9	2584.7	8.1502	3.240	2483.9	2645.9	7.5939	1.6940	2506.1	2675.5	7.3594
50	14.869	2443.9	2592.6	8.1749								
100	17.196	2515.5	2687.5	8.4479	3.418	2511.6	2682.5	7.6947	1.6958	2506.7	2676.2	7.3614
150	19.512	2587.9	2783.0	8.6882	3.889	2585.6	2780.1	7.9401	1.9364	2582.8	2776.4	7.6134
200	21.825	2661.3	2879.5	8.9038	4.356	2659.9	2877.7	8.1580	2.172	2658.1	2875.3	7.8343
250	24.136	2736.0	2977.3	9.1002	4.820	2735.0	2976.0	8.3556	2.406	2733.7	2974.3	8.0333
300	26.445	2812.1	3076.5	9.2813	5.284	2811.3	3075.5	8.5373	2.639	2810.4	3074.3	8.2158
400	31.063	2968.9	3279.6	9.6077	6.209	2968.5	3278.9	8.8642	3.103	2967.9	3278.2	8.5435
500	35.679	3132.3	3489.1	9.8978	7.134	3132.0	3488.7	9.1546	3.565	3131.6	3488.1	8.8342
600	40.295	3302.5	3705.4	10.1608	8.057	3302.2	3705.1	9.4178	4.028	3301.9	3704.4	9.0976
700	44.911	3479.6	3928.7	10.4028	8.981	3479.4	3928.5	9.6599	4.490	3479.2	3928.2	9.3398
800	49.526	3663.8	4159.0	10.6281	9.904	3663.6	4158.9	9.8852	4.952	3663.5	4158.6	9.5652
900	54.141	3855.0	4396.4	10.8396	10.828	3854.9	4396.3	10.0967	5.414	3854.8	4396.1	9.7767
1000	58.757	4053.0	4640.6	11.0393	11.751	4052.9	4640.5	10.2964	5.875	4052.8	4640.3	9.9764
1100	63.372	4257.5	4891.2	11.2287	12.674	4257.4	4891.1	10.4859	6.337	4257.3	4891.0	10.1659
1200	67.987	4467.9	5147.8	11.4091	13.597	4467.8	5147.7	10.6662	6.799	4467.7	5147.6	10.3463
1300	72.602	4683.7	5409.7	11.5811	14.521	4683.6	5409.6	10.8382	7.260	4683.5	5409.5	10.5183
<i>P</i> = 0.20 MPa (120.23°C)				<i>P</i> = 0.30 MPa (133.55°C)				<i>P</i> = 0.40 MPa (143.63°C)				
Sat.	0.8857	2529.5	2706.7	7.1272	0.6058	2543.6	2725.3	6.9919	0.4625	2553.6	2738.6	6.8959
150	0.9596	2576.9	2768.8	7.2795	0.6339	2570.8	2761.0	7.0778	0.4708	2564.5	2752.8	6.9299
200	1.0803	2654.4	2870.5	7.5066	0.7163	2650.7	2865.6	7.3115	0.5342	2646.8	2860.5	7.1706
250	1.1998	2731.2	2971.0	7.7086	0.7964	2728.7	2967.6	7.5156	0.5951	2726.1	2964.2	7.3789
300	1.3162	2808.6	3071.8	7.8926	0.8753	2806.7	3069.3	7.7022	0.6548	2804.8	3066.8	7.5682
400	1.5493	2966.7	3276.6	8.2218	1.0315	2965.6	3275.0	8.0330	0.7726	2964.4	3273.4	7.8985
500	1.7814	3130.8	3487.1	8.5133	1.1867	3130.0	3486.0	8.3251	0.8893	3129.2	3484.9	8.1913
600	2.013	3301.4	3704.0	8.7770	1.3414	3300.8	3703.2	8.5892	1.0055	3300.2	3702.4	8.4558
700	2.244	3478.8	3927.6	9.0194	1.4957	3478.4	3927.1	8.8319	1.1215	3477.9	3926.5	8.6987
800	2.475	3663.1	4158.2	9.2449	1.6499	3662.9	4157.8	9.0576	1.2372	3662.4	4157.3	8.9244
900	2.705	3854.5	4395.8	9.4566	1.8041	3854.2	4395.4	9.2692	1.3529	3853.9	4395.1	9.1362
1000	2.937	4052.5	4640.0	9.6563	1.9581	4052.3	4639.7	9.4690	1.4685	4052.0	4639.4	9.3360
1100	3.168	4257.0	4890.7	9.8458	2.1121	4256.8	4890.4	9.6585	1.5840	4256.5	4890.2	9.5256
1200	3.399	4467.5	5147.5	10.0262	2.2661	4467.2	5147.1	9.8389	1.6996	4467.0	5146.8	9.7060
1300	3.630	4683.2	5409.3	10.1982	2.4201	4683.0	5409.0	10.0110	1.8151	4682.8	5408.8	9.8780
<i>P</i> = 0.50 MPa (151.86°C)				<i>P</i> = 0.60 MPa (158.85°C)				<i>P</i> = 0.80 MPa (170.43°C)				
Sat.	0.3749	2561.2	2748.7	6.8213	0.3157	2567.4	2756.8	6.7600	0.2404	2576.8	2769.1	6.6628
200	0.4249	2642.9	2855.4	7.0592	0.3520	2638.9	2850.1	6.9665	0.2608	2630.6	2839.3	6.8158
250	0.4744	2723.5	2960.7	7.2709	0.3938	2720.9	2957.2	7.1816	0.2931	2715.5	2950.0	7.0384
300	0.5226	2802.9	3064.2	7.4599	0.4344	2801.0	3061.6	7.3724	0.3241	2797.2	3056.5	7.2328
350	0.5701	2882.6	3167.7	7.6329	0.4742	2881.2	3165.7	7.5464	0.3544	2878.2	3161.7	7.4089
400	0.6173	2963.2	3271.9	7.7938	0.5137	2962.1	3270.3	7.7079	0.3843	2959.7	3267.1	7.5716
500	0.7109	3128.4	3483.9	8.0873	0.5920	3127.6	3482.8	8.0021	0.4433	3126.0	3480.6	7.8673
600	0.8041	3299.6	3701.7	8.3522	0.6697	3299.1	3700.9	8.2674	0.5018	3297.9	3699.4	8.1333
700	0.8969	3477.5	3925.9	8.5952	0.7472	3477.0	3925.3	8.5107	0.5601	3476.2	3924.2	8.3770
800	0.9896	3662.1	4156.9	8.8211	0.8245	3661.8	4156.5	8.7367	0.6181	3661.1	4155.6	8.6033
900	1.0822	3853.6	4394.7	9.0329	0.9017	3853.4	4394.4	8.9486	0.6761	3852.8	4393.7	8.8153
1000	1.1747	4051.8	4639.1	9.2328	0.9788	4051.5	4638.8	9.1485	0.7340	4051.0	4638.2	9.0153
1100	1.2672	4256.3	4889.9	9.4224	1.0559	4255.1	4889.6	9.3381	0.7919	4255.6	4889.1	9.2050
1200	1.3596	4466.8	5146.6	9.6029	1.1330	4466.5	5146.3	9.5185	0.8497	4466.1	5145.9	9.3855
1300	1.4521	4682.5	5408.6	9.7749	1.2101	4682.3	5408.3	9.6906	0.9076	4681.8	5407.9	9.5575

*The temperature in parentheses is the saturation temperature at the specified pressure.

†Properties of saturated vapor at the specified pressure.

TABLE A-6

Superheated water (Continued)

	v m ³ /kg	u kJ/kg	h kJ/kg	s kJ/(kg · K)	v m ³ /kg	u kJ/kg	h kJ/kg	s kJ/(kg · K)	v m ³ /kg	u kJ/kg	h kJ/kg	s kJ/(kg · K)
P = 1.00 MPa (179.91°C)				P = 1.20 MPa (187.99°C)				P = 1.40 MPa (195.07°C)				
Sat.	0.19444	2583.6	2778.1	6.5865	0.16333	2588.8	2784.8	6.5233	0.14084	2592.8	2790.0	6.4693
200	0.2060	2621.9	2827.9	6.6940	0.16930	2612.8	2815.9	6.5898	0.14302	2603.1	2803.3	6.4975
250	0.2327	2709.9	2942.6	6.9247	0.19234	2704.2	2935.0	6.8294	0.16350	2698.3	2927.2	6.7467
300	0.2579	2793.2	3051.2	7.1229	0.2138	2789.2	3045.8	7.0317	0.18228	2785.2	3040.4	6.9534
350	0.2825	2875.2	3157.7	7.3011	0.2345	2872.2	3153.6	7.2121	0.2003	2869.2	3149.5	7.1360
400	0.3066	2957.3	3263.9	7.4651	0.2548	2954.9	3260.7	7.3774	0.2178	2952.5	3257.5	7.3026
500	0.3541	3124.4	3478.5	7.7622	0.2946	3122.8	3476.3	7.6759	0.2521	3121.1	3474.1	7.6027
600	0.4011	3296.8	3697.9	8.0290	0.3339	3295.6	3696.3	7.9435	0.2860	3294.4	3694.8	7.8710
700	0.4478	3475.3	3923.1	8.2731	0.3729	3474.4	3922.0	8.1881	0.3195	3473.6	3920.8	8.1160
800	0.4943	3660.4	4154.7	8.4996	0.4118	3659.7	4153.8	8.4148	0.3528	3659.0	4153.0	8.3431
900	0.5407	3852.2	4392.9	8.7118	0.4505	3851.6	4392.2	8.6272	0.3861	3851.1	4391.5	8.5556
1000	0.5871	4050.5	4637.6	8.9119	0.4892	4050.0	4637.0	8.8274	0.4192	4049.5	4636.4	8.7559
100	0.6335	4255.1	4888.6	9.1017	0.5278	4254.6	4888.0	9.0172	0.4524	4254.1	4887.5	8.9457
200	0.6798	4465.6	5145.4	9.2822	0.5665	4465.1	5144.9	9.1977	0.4855	4464.7	5144.4	9.1262
300	0.7261	4681.3	5407.4	9.4543	0.6051	4680.9	5407.0	9.3698	0.5186	4680.4	5406.5	9.2984
P = 1.60 MPa (201.41°C)				P = 1.80 MPa (207.15°C)				P = 2.00 MPa (212.42°C)				
Sat.	0.12380	2596.0	2794.0	6.4218	0.11042	2598.4	2797.1	6.3794	0.09963	2600.3	2799.5	6.3409
225	0.13287	2644.7	2857.3	6.5518	0.11673	2636.6	2846.7	6.4808	0.10377	2628.3	2835.8	6.4147
250	0.14184	2692.3	2919.2	6.6732	0.12497	2686.0	2911.0	6.6066	0.11144	2679.6	2902.5	6.5453
300	0.15862	2781.1	3034.8	6.8844	0.14021	2776.9	3029.2	6.8226	0.12547	2772.6	3023.5	6.7664
350	0.17456	2866.1	3145.4	7.0694	0.15457	2863.0	3141.2	7.0100	0.13857	2859.8	3137.0	6.9563
400	0.19005	2950.1	3254.2	7.2374	0.16847	2947.7	3250.9	7.1794	0.15120	2945.2	3247.6	7.1271
500	0.2203	3119.5	3472.0	7.5390	0.19550	3117.9	3469.8	7.4825	0.17568	3116.2	3467.6	7.4317
600	0.2500	3293.3	3693.2	7.8080	0.2220	3292.1	3691.7	7.7523	0.19960	3290.9	3690.1	7.7024
700	0.2794	3472.7	3919.7	8.0535	0.2482	3471.8	3918.5	7.9983	0.2232	3470.9	3917.4	7.9487
800	0.3086	3658.3	4152.1	8.2808	0.2742	3657.6	4151.2	8.2258	0.2467	3657.0	4150.3	8.1765
900	0.3377	3850.5	4390.8	8.4935	0.3001	3849.9	4390.1	8.4386	0.2700	3849.3	4389.4	8.3895
1000	0.3668	4049.0	4635.8	8.6938	0.3260	4048.5	4635.2	8.6391	0.2933	4048.0	4634.6	8.5901
100	0.3958	4253.7	4887.0	8.8837	0.3518	4253.2	4886.4	8.8290	0.3166	4252.7	4885.9	8.7800
200	0.4248	4464.2	5143.9	9.0643	0.3776	4463.7	5143.4	9.0096	0.3398	4463.3	5142.9	8.9607
300	0.4538	4679.9	5406.0	9.2364	0.4034	4679.5	5405.6	9.1818	0.3631	4679.0	5405.1	9.1329
P = 2.50 MPa (223.99°C)				P = 3.00 MPa (233.90°C)				P = 3.50 MPa (242.60°C)				
Sat.	0.07998	2603.1	2803.1	6.2575	0.06668	2604.1	2804.2	6.1869	0.05707	2603.7	2803.4	6.1253
225	0.08027	2605.6	2806.3	6.2639								
250	0.08700	2662.6	2880.1	6.4085	0.07058	2644.0	2855.8	6.2872	0.05872	2623.7	2829.2	6.1749
300	0.09890	2761.6	3008.8	6.6438	0.08114	2750.1	2993.5	6.5390	0.06842	2738.0	2977.5	6.4461
350	0.10976	2851.9	3126.3	6.8403	0.09053	2843.7	3115.3	6.7428	0.07678	2835.3	3104.0	6.6579
400	0.12010	2939.1	3239.3	7.0148	0.09936	2932.8	3230.9	6.9212	0.08453	2926.4	3222.3	6.8405
450	0.13014	3025.5	3350.8	7.1746	0.10787	3020.4	3344.0	7.0834	0.09196	3015.3	3337.2	7.0052
500	0.13993	3112.1	3462.1	7.3234	0.11619	3108.0	3456.5	7.2338	0.09918	3103.0	3450.9	7.1572
600	0.15930	3288.0	3686.3	7.5960	0.13243	3285.0	3682.3	7.5085	0.11324	3282.1	3678.4	7.4339
700	0.17832	3468.7	3914.5	7.8435	0.14838	3466.5	3911.7	7.7571	0.12699	3464.3	3908.8	7.6837
800	0.19716	3655.3	4148.2	8.0720	0.16414	3653.5	4145.9	7.9862	0.14056	3651.8	4143.7	7.9134
900	0.21590	3847.9	4387.6	8.2853	0.17980	3846.5	4385.9	8.1999	0.15402	3845.0	4384.1	8.1276
1000	0.2346	4046.7	4633.1	8.4861	0.19541	4045.4	4631.6	8.4009	0.16743	4044.1	4630.1	8.3288
100	0.2532	4251.5	4884.6	8.6762	0.21098	4250.3	4883.3	8.5912	0.18080	4249.2	4881.9	8.5192
200	0.2718	4462.1	5141.7	8.8569	0.22652	4460.9	5140.5	8.7720	0.19415	4459.8	5139.3	8.7000
300	0.2905	4677.8	5404.0	9.0291	0.24206	4676.6	5402.8	8.9442	0.20749	4675.5	5401.7	8.8723

H₂O

TABLE A-6

Superheated water (Continued)

<i>T</i> °C	<i>v</i> m ³ /kg	<i>u</i> kJ/kg	<i>h</i> kJ/kg	<i>s</i> kJ/(kg·K)	<i>v</i> m ³ /kg	<i>u</i> kJ/kg	<i>h</i> kJ/kg	<i>s</i> kJ/(kg·K)	<i>v</i> m ³ /kg	<i>u</i> kJ/kg	<i>h</i> kJ/kg	<i>s</i> kJ/(kg·K)
P = 4.0 MPa (250.40°C)				P = 4.5 MPa (257.49°C)				P = 5.0 MPa (263.99°C)				
Sat.	0.04978	2602.3	2801.4	6.0701	0.04406	2600.1	2798.3	6.0198	0.03944	2597.1	2794.3	5.9734
275	0.05457	2667.9	2886.2	6.2285	0.04730	2650.3	2863.2	6.1401	0.04141	2631.3	2838.3	6.0544
300	0.05884	2725.3	2960.7	6.3615	0.05135	2712.0	2943.1	6.2828	0.04532	2698.0	2924.5	6.2084
350	0.06645	2826.7	3092.5	6.5821	0.05840	2817.8	3080.6	6.5131	0.05194	2808.7	3068.4	6.4493
400	0.07341	2919.9	3213.6	6.7690	0.06475	2913.3	3204.7	6.7047	0.05781	2906.6	3195.7	6.6459
450	0.08002	3010.2	3330.3	6.9363	0.07074	3005.0	3323.3	6.8746	0.06330	2999.7	3316.2	6.8186
500	0.08643	3099.5	3445.3	7.0901	0.07651	3095.3	3439.6	7.0301	0.06857	3091.0	3433.8	6.9759
600	0.09885	3279.1	3674.4	7.3688	0.08765	3276.0	3670.5	7.3110	0.07869	3273.0	3666.5	7.2589
700	0.11095	3462.1	3905.9	7.6198	0.09847	3459.9	3903.0	7.5631	0.08849	3457.6	3900.1	7.5122
800	0.12287	3650.0	4141.5	7.8502	0.10911	3648.3	4139.3	7.7942	0.09811	3646.6	4137.1	7.7440
900	0.13469	3843.6	4382.3	8.0647	0.11965	3842.2	4380.6	8.0091	0.10762	3840.7	4378.8	7.9593
1000	0.14645	4042.9	4628.7	8.2662	0.13013	4041.6	4627.2	8.2108	0.11707	4040.4	4625.7	8.1612
1100	0.15817	4248.0	4880.6	8.4567	0.14056	4246.8	4879.3	8.4015	0.12648	4245.6	4878.0	8.3520
1200	0.16987	4458.6	5138.1	8.6376	0.15098	4457.5	5136.9	8.5825	0.13587	4456.3	5135.7	8.5331
1300	0.18156	4674.3	5400.5	8.8100	0.16139	4673.1	5399.4	8.7549	0.14526	4672.0	5398.2	8.7055
P = 6.0 MPa (275.64°C)				P = 7.0 MPa (285.88°C)				P = 8.0 MPa (295.06°C)				
Sat.	0.03244	2589.7	2784.3	5.8892	0.02737	2580.5	2772.1	5.8133	0.02352	2569.8	2758.0	5.7432
300	0.03616	2667.2	2884.2	6.0674	0.02947	2632.2	2838.4	5.9305	0.02426	2590.9	2785.0	5.7906
350	0.04223	2789.6	3043.0	6.3335	0.03524	2769.4	3016.0	6.2283	0.02995	2747.7	2987.3	6.1301
400	0.04739	2892.9	3177.2	6.5408	0.03993	2878.6	3158.1	6.4478	0.03432	2863.8	3138.3	6.3634
450	0.05214	2988.9	3301.8	6.7193	0.04416	2978.0	3287.1	6.6327	0.03817	2966.7	3272.0	6.5551
500	0.05665	3082.2	3422.2	6.8803	0.04814	3073.4	3410.3	6.7975	0.04175	3064.3	3398.3	6.7240
550	0.06101	3174.6	3540.6	7.0288	0.05195	3167.2	3530.9	6.9486	0.04516	3159.8	3521.0	6.8776
600	0.06525	3266.9	3658.4	7.1677	0.05565	3260.7	3650.3	7.0894	0.04845	3254.4	3642.0	7.0206
700	0.07352	3453.1	3894.2	7.4234	0.06263	3448.5	3888.3	7.3476	0.05481	3443.9	3882.4	7.2612
800	0.08160	3543.1	4132.7	7.6566	0.06981	3639.5	4128.2	7.5822	0.06097	3636.0	4123.8	7.5173
900	0.08958	3637.8	4375.3	7.8727	0.07669	3835.0	4371.8	7.7991	0.06702	3832.1	4368.3	7.7351
1000	0.09749	4037.8	4622.7	8.0751	0.08350	4035.3	4619.8	8.0020	0.07301	4032.8	4616.9	7.9384
1100	0.10536	4243.3	4875.4	8.2661	0.09027	4240.9	4872.8	8.1933	0.07896	4238.6	4870.3	8.1300
1200	0.11321	4454.0	5133.3	8.4474	0.09703	4451.7	5130.9	8.3747	0.08489	4449.5	5128.5	8.3115
1300	0.12106	4669.6	5396.0	8.6199	0.10377	4667.3	5393.7	8.5475	0.09080	4665.0	5391.5	8.4842
P = 9.0 MPa (303.40°C)				P = 10.0 MPa (311.06°C)				P = 12.5 MPa (327.89°C)				
Sat.	0.02048	2557.8	2742.1	5.6772	0.018026	2544.4	2724.7	5.6141	0.013495	2505.1	2673.8	5.4624
325	0.02327	2646.6	2856.0	5.8712	0.019861	2610.4	2809.1	5.7568				
350	0.02580	2724.4	2956.6	6.0361	0.02242	2699.2	2923.4	5.9443	0.016126	2624.6	2826.2	5.7118
400	0.02993	2848.4	3117.8	6.2854	0.02641	2832.4	3096.5	6.2120	0.02000	2789.3	3039.3	6.0417
450	0.03350	2955.2	3256.6	6.4844	0.02975	2943.4	3240.9	6.4190	0.02299	2912.5	3199.8	6.2719
500	0.03677	3055.2	3386.1	6.6576	0.03279	3045.8	3373.7	6.5966	0.02560	3021.7	3341.8	6.4618
550	0.03987	3152.2	3511.0	6.8142	0.03564	3144.6	3500.9	6.7561	0.02801	3125.0	3475.2	6.6290
600	0.04285	3248.1	3633.7	6.9589	0.03837	3241.7	3625.3	6.9029	0.03029	3225.4	3604.0	6.7810
650	0.04574	3343.6	3755.3	7.0943	0.04101	3338.2	3748.2	7.0398	0.03248	3324.4	3730.4	6.9218
700	0.04857	3439.3	3876.5	7.2221	0.04358	3434.7	3870.5	7.1687	0.03460	3422.9	3855.3	7.0536
800	0.05409	3632.5	4119.3	7.4596	0.04859	3628.9	4114.8	7.4077	0.03869	3620.0	4103.6	7.2965
900	0.05950	3829.2	4364.8	7.6783	0.05349	3826.3	4361.2	7.6272	0.04267	3819.1	4352.5	7.5182
1000	0.06485	4030.3	4614.0	7.8821	0.05832	4027.8	4611.0	7.8315	0.04658	4021.6	4603.8	7.7237
1100	0.07016	4236.3	4867.7	8.0740	0.06312	4234.0	4865.1	8.0237	0.05045	4228.2	4858.8	7.9165
1200	0.07544	4447.2	5126.2	8.2556	0.06789	4444.9	5123.8	8.2055	0.05430	4439.3	5118.0	8.0937
1300	0.08072	4662.7	5389.2	8.4284	0.07265	4460.5	5387.0	8.3783	0.05813	4654.8	5381.4	8.2117

TABLE A-6

Superheated water (Concluded)

T °C	v m ³ /kg	u kJ/kg	h kJ/kg	s kJ/(kg · K)	v m ³ /kg	u kJ/kg	h kJ/kg	s kJ/(kg · K)	v m ³ /kg	u kJ/kg	h kJ/kg	s kJ/(kg · K)
P = 15.0 MPa (342.24°C)					P = 17.5 MPa (354.75°C)				P = 20.0 MPa (365.81°C)			
Sat.	0.010337	2455.5	2610.5	5.3098	0.007920	2390.2	2528.8	5.1419	0.005834	2293.0	2409.7	4.9269
350	0.011470	2520.4	2692.4	5.4421								
400	0.015649	2740.7	2975.5	5.8811	0.012447	2685.0	2902.9	5.7213	0.009942	2619.3	2818.1	5.5540
450	0.018445	2879.5	3156.2	6.1404	0.015174	2844.2	3109.7	6.0184	0.012695	2806.2	3060.1	5.9017
500	0.02080	2996.6	3308.6	6.3443	0.017358	2970.3	3274.1	6.2383	0.014768	2942.9	3238.2	6.1401
550	0.02293	3104.7	3448.6	6.5199	0.019288	3083.9	3421.4	6.4230	0.016555	3062.4	3393.5	6.3348
600	0.02491	3208.6	3582.3	6.6776	0.02106	3191.5	3560.1	6.5866	0.018178	3174.0	3537.6	6.5048
650	0.02680	3310.3	3712.3	6.8224	0.02274	3296.0	3693.9	6.7357	0.019693	3281.4	3675.3	6.6582
700	0.02861	3410.9	3840.1	6.9572	0.02434	3398.7	3824.6	6.8736	0.02113	3386.4	3809.0	6.7993
800	0.03210	3610.9	4092.4	7.2040	0.02738	3601.8	4081.1	7.1244	0.02385	3592.7	4069.7	7.0544
900	0.03546	3811.9	4343.8	7.4279	0.03031	3804.7	4335.1	7.3507	0.02645	3797.5	4326.4	7.2830
1000	0.03875	4015.4	4596.6	7.6348	0.03316	4009.3	4589.5	7.5589	0.02897	4003.1	4582.5	7.4925
1100	0.04200	4222.6	4852.6	7.8283	0.03597	4216.9	4846.4	7.7531	0.03145	4211.3	4840.2	7.6874
1200	0.04523	4433.8	5112.3	8.0108	0.03876	4428.3	5106.6	7.9360	0.03391	4422.8	5101.0	7.8707
1300	0.04845	4649.1	5376.0	8.1840	0.04154	4643.5	5370.5	8.1093	0.03636	4638.0	5365.1	8.0442
P = 25.0 MPa					P = 30.0 MPa				P = 35.0 MPa			
375	0.0019731	1798.7	1848.0	4.0320	0.0017892	1737.8	1791.5	3.9305	0.0017003	1702.9	1762.4	3.8722
400	0.005004	2430.1	2580.2	5.1418	0.002790	2067.4	2151.1	4.4728	0.002100	1914.1	1987.6	4.2126
425	0.007881	2609.2	2806.3	5.4723	0.005303	2455.1	2614.2	5.1504	0.003428	2253.4	2373.4	4.7747
450	0.009162	2720.7	2949.7	5.6744	0.006735	2619.3	2821.4	5.4424	0.004961	2498.7	2672.4	5.1962
500	0.011123	2894.3	3162.4	5.9592	0.008678	2820.7	3081.1	5.7905	0.006927	2751.9	2994.4	5.6282
550	0.012724	3017.5	3335.6	6.1765	0.010168	2970.3	3275.4	6.0342	0.008345	2921.0	3213.0	5.9026
600	0.014137	3137.9	3491.4	6.3602	0.011446	3100.5	3443.9	6.2331	0.009527	3062.0	3395.5	6.1179
650	0.015433	3251.6	3637.4	6.5229	0.012596	3221.0	3598.9	6.4058	0.010575	3189.8	3559.9	6.3010
700	0.016646	3361.3	3777.5	6.6707	0.013661	3335.8	3745.6	6.5606	0.011533	3309.8	3713.5	6.4631
800	0.018912	3574.3	4047.1	6.9345	0.015623	3555.5	4024.2	6.8332	0.013278	3536.7	4001.5	6.7450
900	0.021045	3783.0	4309.1	7.1680	0.017448	3768.5	4291.9	7.0718	0.014883	3754.0	4274.9	6.9386
1000	0.02310	3990.9	4568.5	7.3802	0.019196	3978.8	4554.7	7.2867	0.016410	3966.7	4541.1	7.2064
1100	0.02512	4200.2	4828.2	7.5765	0.020903	4189.2	4816.3	7.4845	0.017895	4178.3	4804.6	7.4037
1200	0.02711	4412.0	5089.9	7.7605	0.022589	4401.3	5079.0	7.6692	0.019360	4390.7	5068.3	7.5910
1300	0.02910	4626.9	5354.4	7.9342	0.024266	4616.0	5344.0	7.8432	0.020815	4605.1	5333.6	7.7653
P = 40.0 MPa					P = 50.0 MPa				P = 60.0 MPa			
375	0.0016407	1677.1	1742.8	3.8290	0.0015594	1638.6	1716.6	3.7639	0.0015028	1609.4	1699.5	3.7141
400	0.0019077	1854.6	1930.9	4.1135	0.0017309	1788.1	1874.6	4.0031	0.0016335	1745.4	1843.4	3.9318
425	0.002532	2096.9	2198.1	4.5029	0.002007	1959.7	2060.0	4.2734	0.0018165	1892.7	2001.7	4.1626
450	0.003693	2365.1	2512.8	4.9459	0.002486	2159.6	2284.0	4.5884	0.002085	2053.9	2179.0	4.4121
500	0.005622	2678.4	2903.3	5.4700	0.003892	2525.5	2720.1	5.1726	0.002956	2390.6	2567.9	4.9321
550	0.006984	2869.7	3149.1	5.7785	0.005118	2763.6	3019.5	5.5485	0.003956	2658.8	2896.2	5.3441
600	0.008094	3022.6	3346.4	6.0144	0.006112	2942.0	3247.6	5.8178	0.004834	2861.1	3151.2	5.6452
650	0.009063	3158.0	3520.6	6.2054	0.006966	3093.5	3441.8	6.0342	0.005595	3028.8	3364.5	5.8829
700	0.009941	3283.6	3681.2	6.3750	0.007727	3230.5	3616.8	6.2189	0.006272	3177.2	3553.5	6.0824
800	0.011523	3517.8	3978.7	6.6662	0.009076	3479.8	3933.6	6.5290	0.007459	3441.5	3889.1	6.4109
900	0.012962	3739.4	4257.9	6.9150	0.010283	3710.3	4224.4	6.7882	0.008508	3681.0	4191.5	6.6805
1000	0.014324	3954.6	4527.6	7.1356	0.011411	3930.5	4501.1	7.0146	0.009480	3906.4	4475.2	6.9127
1100	0.015642	4167.4	4793.1	7.3364	0.012496	4145.7	4770.5	7.2184	0.010409	4124.1	4748.6	7.1195
1200	0.016940	4380.1	5057.7	7.5224	0.013561	4359.1	5037.2	7.4058	0.011317	4338.2	5017.2	7.3083
1300	0.018229	4594.3	5323.5	7.6969	0.014616	4572.8	5303.6	7.5808	0.012215	4551.4	5284.3	7.4837

14

TABLE A-7

Compressed liquid water

<i>T</i> °C	<i>v</i> m ³ /kg	<i>u</i> kJ/kg	<i>h</i> kJ/kg	<i>s</i> kJ/(kg·K)	<i>v</i> m ³ /kg	<i>u</i> kJ/kg	<i>h</i> kJ/kg	<i>s</i> kJ/(kg·K)	<i>v</i> m ³ /kg	<i>u</i> kJ/kg	<i>h</i> kJ/kg	<i>s</i> kJ/(kg·K)
<i>P</i> = 5 MPa (263.99°C)				<i>P</i> = 10 MPa (311.06°C)				<i>P</i> = 15 MPa (342.24°C)				
Sat.	0.0012859	1147.8	1154.2	2.9202	0.0014524	1393.0	1407.6	3.3596	0.0016581	1585.6	1610.5	3.6848
0	0.0009977	0.04	5.04	0.0001	0.0009952	0.09	10.04	0.0002	0.0009928	0.15	15.05	0.0004
20	0.0009995	83.65	88.65	0.2956	0.0009972	83.36	93.33	0.2945	0.0009950	83.06	97.99	0.2934
40	0.0010056	166.95	171.97	0.5705	0.0010034	166.35	176.38	0.5686	0.0010013	165.76	180.78	0.5666
60	0.0010149	250.23	255.30	0.8285	0.0010127	249.36	259.49	0.8258	0.0010105	248.51	263.67	0.8232
80	0.0010268	333.72	338.85	1.0720	0.0010245	332.59	342.83	1.0688	0.0010222	331.48	346.81	1.0656
100	0.0010410	417.52	422.72	1.3030	0.0010385	416.12	426.50	1.2992	0.0010361	414.74	430.28	1.2955
120	0.0010576	501.80	507.09	1.5233	0.0010549	500.08	510.64	1.5189	0.0010522	498.40	514.19	1.5145
140	0.0010768	586.76	592.15	1.7343	0.0010737	584.68	595.42	1.7292	0.0010707	582.66	598.72	1.7242
160	0.0010988	672.62	678.12	1.9375	0.0010953	670.13	681.08	1.9317	0.0010918	667.71	684.09	1.9260
180	0.0011240	759.63	765.25	2.1341	0.0011199	756.65	767.84	2.1275	0.0011159	753.76	770.50	2.1210
200	0.0011530	848.1	853.9	2.3255	0.0011480	844.5	856.0	2.3178	0.0011433	841.0	858.2	2.3104
220	0.0011866	938.4	944.4	2.5128	0.0011805	934.1	945.9	2.5039	0.0011748	929.9	947.5	2.4953
240	0.0012264	1031.4	1037.5	2.6979	0.0012187	1026.0	1038.1	2.6872	0.0012114	1020.8	1039.0	2.6771
260	0.0012749	1127.9	1134.3	2.8830	0.0012645	1121.1	1133.7	2.8699	0.0012550	1114.6	1133.4	2.8576
280					0.0013216	1220.9	1234.1	3.0548	0.0013084	1212.5	1232.1	3.0393
300					0.0013972	1328.4	1342.3	3.2469	0.0013770	1316.6	1337.3	3.2260
320									0.0014724	1431.1	1453.2	3.4247
340									0.0016311	1567.5	1591.9	3.6546
<i>P</i> = 20 MPa (365.81°C)				<i>P</i> = 30 MPa				<i>P</i> = 50 MPa				
Sat.	0.002036	1785.6	1826.3	4.0139	0.0009856	0.25	29.82	0.0001	0.0009766	0.20	49.03	0.0014
0	0.0009904	0.19	20.01	0.0004	0.0009886	82.17	111.84	0.2899	0.0009804	81.00	130.02	0.2848
20	0.0009928	82.77	102.62	0.2923	0.0009951	164.04	193.89	0.5607	0.0009872	161.86	211.21	0.5527
40	0.0009992	165.17	185.16	0.5646	0.0010042	246.06	276.19	0.8154	0.0009962	242.98	292.79	0.8052
60	0.0010084	247.68	267.85	0.8206	0.0010156	328.30	358.77	1.0561	0.0010073	324.34	374.70	1.0440
80	0.0010199	330.40	350.80	1.0624	0.0010290	410.78	441.66	1.2844	0.0010201	405.88	456.89	1.2703
100	0.0010337	413.39	434.06	1.2917	0.0010445	493.59	524.93	1.5018	0.0010348	487.65	539.39	1.4857
120	0.0010496	496.76	517.76	1.5102	0.0010621	576.88	608.75	1.7098	0.0010515	569.77	622.35	1.6915
140	0.0010678	580.69	602.04	1.7193	0.0010821	660.82	693.28	1.9096	0.0010703	652.41	705.92	1.8891
160	0.0010885	665.35	687.12	1.9204	0.0011047	745.59	778.73	2.1024	0.0010912	735.69	790.25	2.0794
180	0.0011120	750.95	773.20	2.1147	0.0011302	831.4	865.3	2.2893	0.0011146	819.7	875.5	2.2634
200	0.0011388	837.7	860.5	2.3031	0.0011590	918.3	953.1	2.4711	0.0011408	904.7	961.7	2.4419
220	0.0011695	925.9	949.3	2.4870	0.0011920	1006.9	1042.6	2.6490	0.0011702	990.7	1049.2	2.6158
240	0.0012046	1016.0	1040.0	2.6674	0.0012303	1097.4	1134.3	2.8243	0.0012034	1078.1	1138.2	2.7860
260	0.0012462	1108.6	1133.5	2.8459	0.0012755	1190.7	1229.0	2.9986	0.0012415	1167.2	1229.3	2.9537
280	0.0012965	1204.7	1230.6	3.0248	0.0013304	1287.9	1327.8	3.1741	0.0012860	1258.7	1323.0	3.1200
300	0.0013596	1306.1	1333.3	3.2071	0.0013997	1390.7	1432.7	3.3539	0.0013388	1353.3	1420.2	3.2868
320	0.0014437	1415.7	1444.6	3.3979	0.0014920	1501.7	1546.5	3.5426	0.0014032	1452.0	1522.1	3.4557
340	0.0015684	1539.7	1571.0	3.6075	0.0016265	1626.6	1675.4	3.7494	0.0014838	1556.0	1630.2	3.6291
360	0.0018226	1702.8	1739.3	3.8772	0.0018691	1781.4	1837.5	4.0012	0.0015884	1667.2	1746.6	3.8101
380												

TABLE A-8

Saturated ice—water vapor

Temp., °C	Sat. press., P_{sat} kPa	Specific volume, m^3/kg		Internal energy, kJ/kg			Enthalpy, kJ/kg			Entropy, kJ/(kg · K)		
		Sat. ice, $v_f \times 10^3$	Sat. vapor, v_g	Sat. ice, u_f	Subl., u_{fg}	Sat. vapor, u_g	Sat. ice, h_f	Subl., h_{fg}	Sat. vapor, h_g	Sat. ice, s_f	Subl., s_{fg}	Sat. vapor, s_g
0.01	0.6113	1.0908	206.1	-333.40	2708.7	2375.3	-333.40	2834.8	2501.4	-1.221	10.378	9.156
0	0.6108	1.0908	206.3	-333.43	2708.8	2375.3	-333.43	2834.8	2501.3	-1.221	10.378	9.157
-2	0.5176	1.0904	241.7	-337.62	2710.2	2372.6	-337.62	2835.3	2497.7	-1.237	10.456	9.219
-4	0.4375	1.0901	283.8	-341.78	2711.6	2369.8	-341.78	2835.7	2494.0	-1.253	10.536	9.283
-6	0.3689	1.0898	334.2	-345.91	2712.9	2367.0	-345.91	2836.2	2490.3	-1.268	10.616	9.348
-8	0.3102	1.0894	394.4	-350.02	2714.2	2364.2	-350.02	2836.6	2486.6	-1.284	10.698	9.414
-10	0.2602	1.0891	466.7	-354.09	2715.5	2361.4	-354.09	2837.0	2482.9	-1.299	10.781	9.481
-12	0.2176	1.0888	553.7	-358.14	2716.8	2358.7	-358.14	2837.3	2479.2	-1.315	10.865	9.550
-14	0.1815	1.0884	658.8	-362.15	2718.0	2355.9	-362.15	2837.6	2475.5	-1.331	10.950	9.619
-16	0.1510	1.0881	786.0	-366.14	2719.2	2353.1	-366.14	2837.9	2471.8	-1.346	11.036	9.690
-18	0.1252	1.0878	940.5	-370.10	2720.4	2350.3	-370.10	2838.2	2468.1	-1.362	11.123	9.762
-20	0.1035	1.0874	1128.6	-374.03	2721.6	2347.5	-374.03	2838.4	2464.3	-1.377	11.212	9.835
-22	0.0853	1.0871	1358.4	-377.93	2722.7	2344.7	-377.93	2838.6	2460.6	-1.393	11.302	9.909
-24	0.0701	1.0868	1640.1	-381.80	2723.7	2342.0	-381.80	2838.7	2456.9	-1.408	11.394	9.985
-26	0.0574	1.0864	1986.4	-385.64	2724.8	2339.2	-385.64	2838.9	2453.2	-1.424	11.486	10.062
-28	0.0469	1.0861	2413.7	-389.45	2725.8	2336.4	-389.45	2839.0	2449.5	-1.439	11.580	10.141
-30	0.0381	1.0858	2943	-393.23	2726.8	2333.6	-393.23	2839.0	2445.8	-1.455	11.676	10.221
-32	0.0309	1.0854	3600	-396.98	2727.8	2330.8	-396.98	2839.1	2442.1	-1.471	11.773	10.303
-34	0.0250	1.0851	4419	-400.71	2728.7	2328.0	-400.71	2839.1	2438.4	-1.486	11.872	10.386
-36	0.0201	1.0848	5444	-404.40	2729.6	2325.2	-404.40	2839.1	2434.7	-1.501	11.972	10.470
-38	0.0161	1.0844	6731	-408.06	2730.5	2322.4	-408.06	2839.0	2430.9	-1.517	12.073	10.556
-40	0.0129	1.0841	8354	-411.70	2731.3	2319.6	-411.70	2839.9	2427.2	-1.532	12.176	10.644

H₂O

FIGURE A-9

T-s diagram for water. (Source: Lester Haar, John S. Gallagher, and George S. Kell, *NBS/NRC Steam Tables*, 1984. With permission from Hemisphere Publishing Corporation, New York.)




FIGURE A-10

Mollier
diagram for water. (Source: Lester Haar, John S. Gallagher, and George S. Kell, *NBS/NRC Steam Tables*, 1984.
With permission from Hemisphere Publishing Corporation, New York.)

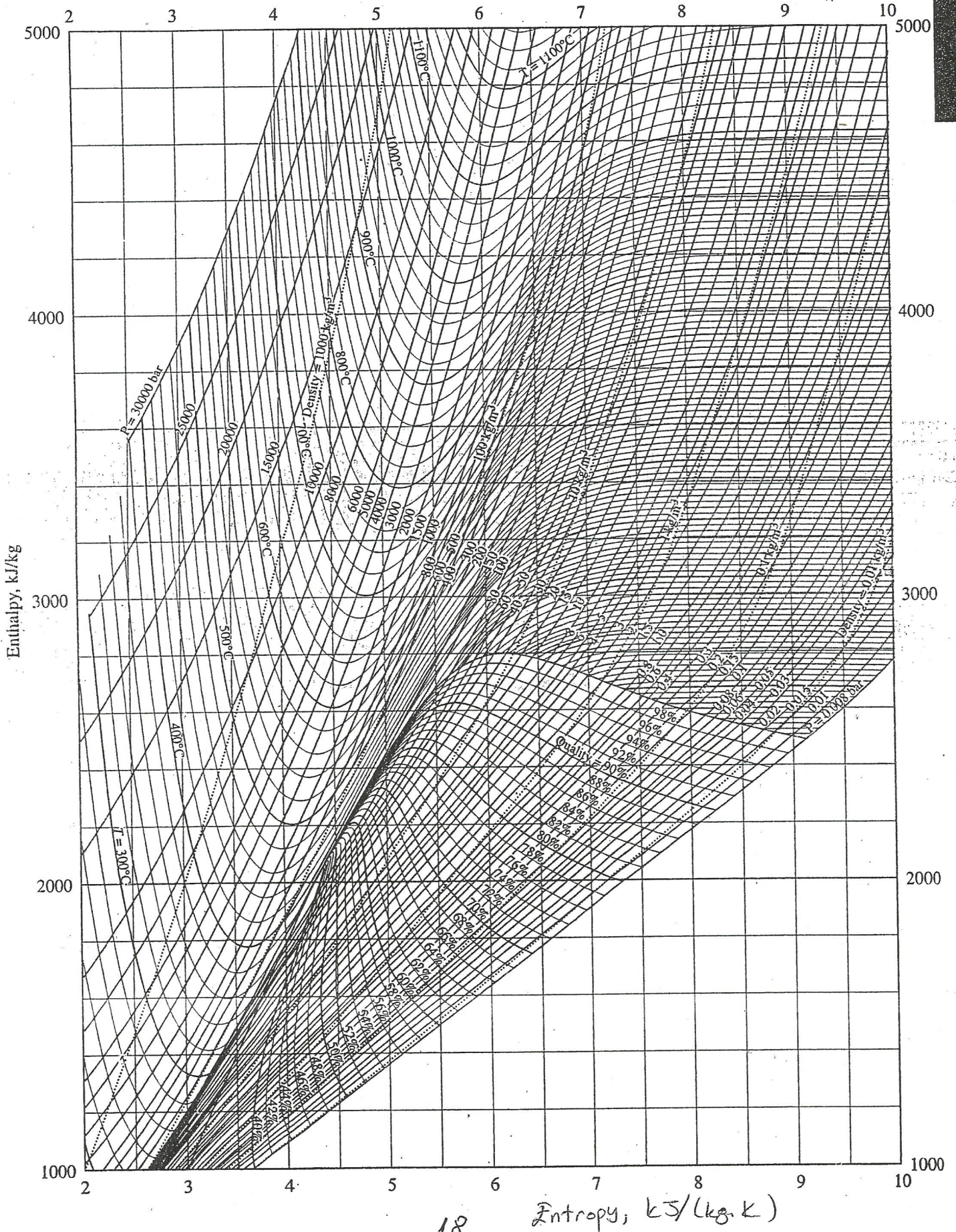


TABLE A-11

Saturated refrigerant-134a—Temperature table

Temp., T°C	Press., P _{sat} MPa	Specific volume, m ³ /kg		Internal energy, kJ/kg		Enthalpy, kJ/kg			Entropy, kJ/(kg·K)	
		Sat. liquid, v _f	Sat. vapor, v _g	Sat. liquid, u _f	Sat. vapor, u _g	Sat. liquid, h _f	Evap., h _{fg}	Sat. vapor, h _g	Sat. liquid, s _f	Sat. vapor, s _g
-40	0.05164	0.0007055	0.3569	-0.04	204.45	0.00	222.88	222.88	0.0000	0.9560
-36	0.06332	0.0007113	0.2947	4.68	206.73	4.73	220.67	225.40	0.0201	0.9506
-32	0.07704	0.0007172	0.2451	9.47	209.01	9.52	218.37	227.90	0.0401	0.9456
-28	0.09305	0.0007233	0.2052	14.31	211.29	14.37	216.01	230.38	0.0600	0.9411
-26	0.10199	0.0007265	0.1882	16.75	212.43	16.82	214.80	231.62	0.0699	0.9390
-24	0.11160	0.0007296	0.1728	19.21	213.57	19.29	213.57	232.85	0.0798	0.9370
-22	0.12192	0.0007328	0.1590	21.68	214.70	21.77	212.32	234.08	0.0897	0.9351
-20	0.13299	0.0007361	0.1464	24.17	215.84	24.26	211.05	235.31	0.0996	0.9332
-18	0.14483	0.0007395	0.1350	26.67	216.97	26.77	209.76	236.53	0.1094	0.9315
-16	0.15748	0.0007428	0.1247	29.18	218.10	29.30	208.45	237.74	0.1192	0.9298
-12	0.18540	0.0007498	0.1068	34.25	220.36	34.39	205.77	240.15	0.1388	0.9267
-8	0.21704	0.0007569	0.0919	39.38	222.60	39.54	203.00	242.54	0.1583	0.9239
-4	0.25274	0.0007644	0.0794	44.56	224.84	44.75	200.15	244.90	0.1777	0.9213
0	0.29282	0.0007721	0.0689	49.79	227.06	50.02	197.21	247.23	0.1970	0.9190
4	0.33765	0.0007801	0.0600	55.08	229.27	55.35	194.19	249.53	0.2162	0.9169
8	0.38756	0.0007884	0.0525	60.43	231.46	60.73	191.07	251.80	0.2354	0.9150
12	0.44294	0.0007971	0.0460	65.83	233.63	66.18	187.85	254.03	0.2545	0.9132
16	0.50416	0.0008062	0.0405	71.29	235.78	71.69	184.52	256.22	0.2735	0.9116
20	0.57160	0.0008157	0.0358	76.80	237.91	77.26	181.09	258.35	0.2924	0.9102
24	0.64566	0.0008257	0.0317	82.37	240.01	82.90	177.55	260.45	0.3113	0.9089
26	0.68530	0.0008309	0.0298	85.18	241.05	85.75	175.73	261.48	0.3208	0.9082
28	0.72675	0.0008362	0.0281	88.00	242.08	88.61	173.89	262.50	0.3302	0.9076
30	0.77006	0.0008417	0.0265	90.84	243.10	91.49	172.00	263.50	0.3396	0.9070
32	0.81528	0.0008473	0.0250	93.70	244.12	94.39	170.09	264.48	0.3490	0.9064
34	0.86247	0.0008530	0.0236	96.58	245.12	97.31	168.14	265.45	0.3584	0.9058
36	0.91168	0.0008590	0.0223	99.47	246.11	100.25	166.15	266.40	0.3678	0.9053
38	0.96298	0.0008651	0.0210	102.38	247.09	103.21	164.12	267.33	0.3772	0.9047
40	1.0164	0.0008714	0.0199	105.30	248.06	106.19	162.05	268.24	0.3866	0.9041
42	1.0720	0.0008780	0.0188	108.25	249.02	109.19	159.94	269.14	0.3960	0.9035
44	1.1299	0.0008847	0.0177	111.22	249.96	112.22	157.79	270.01	0.4054	0.9030
48	1.2526	0.0008989	0.0159	117.22	251.79	118.35	153.33	271.68	0.4243	0.9017
52	1.3851	0.0009142	0.0142	123.31	253.55	124.58	148.66	273.24	0.4432	0.9004
56	1.5278	0.0009308	0.0127	129.51	255.23	130.93	143.75	274.68	0.4622	0.8990
60	1.6813	0.0009488	0.0114	135.82	256.81	137.42	138.57	275.99	0.4814	0.8973
70	2.1162	0.0010027	0.0086	152.22	260.15	154.34	124.08	278.43	0.5302	0.8918
80	2.6324	0.0010766	0.0064	169.88	262.14	172.71	106.41	279.12	0.5814	0.8827
90	3.2435	0.0011949	0.0046	189.82	261.34	193.69	82.63	276.32	0.6380	0.8655
100	3.9742	0.0015443	0.0027	218.60	248.49	224.74	34.40	259.13	0.7196	0.8117

Source for Tables A-8 through A-10: M. J. Moran and H. N. Shapiro, *Fundamentals of Engineering Thermodynamics*, 2nd ed. (New York: John Wiley & Sons, 1992), pp. 710–15. Originally based on equations from D. P. Wilson and R. S. Basu, "Thermodynamic Properties of a New Stratospherically Safe Working Fluid—Refrigerant-134a," *ASHRAE Trans.* 94, Pt. 2 (1988), pp. 2095–118. Used with permission.

TABLE A-12

Saturated refrigerant-134a—Pressure table

Press., P MPa	Temp., T _{sat} °C	Specific volume, m ³ /kg		Internal energy, kJ/kg		Enthalpy, kJ/kg			Entropy, kJ/(kg · K)	
		Sat. liquid, v _f	Sat. vapor, v _g	Sat. liquid, u _f	Sat. vapor, u _g	Sat. liquid, h _f	Evap., h _{fg}	Sat. vapor, h _g	Sat. liquid, s _f	Sat. vapor, s _g
0.06	-37.07	0.0007097	0.3100	3.41	206.12	3.46	221.27	224.72	0.0147	0.9520
0.08	-31.21	0.0007184	0.2366	10.41	209.46	10.47	217.92	228.39	0.0440	0.9447
0.10	-26.43	0.0007258	0.1917	16.22	212.18	16.29	215.06	231.35	0.0678	0.9395
0.12	-22.36	0.0007323	0.1614	21.23	214.50	21.32	212.54	233.86	0.0879	0.9354
0.14	-18.80	0.0007381	0.1395	25.66	216.52	25.77	210.27	236.04	0.1055	0.9322
0.16	-15.62	0.0007435	0.1229	29.66	218.32	29.78	208.18	237.97	0.1211	0.9295
0.18	-12.73	0.0007485	0.1098	33.31	219.94	33.45	206.26	239.71	0.1352	0.9273
0.20	-10.09	0.0007532	0.0993	36.69	221.43	36.84	204.46	241.30	0.1481	0.9253
0.24	-5.37	0.0007618	0.0834	42.77	224.07	42.95	201.14	244.09	0.1710	0.9222
0.28	-1.23	0.0007697	0.0719	48.18	226.38	48.39	198.13	246.52	0.1911	0.9197
0.32	2.48	0.0007770	0.0632	53.06	228.43	53.31	195.35	248.66	0.2089	0.9177
0.36	5.84	0.0007839	0.0564	57.54	230.28	57.82	192.76	250.58	0.2251	0.9160
0.4	8.93	0.0007904	0.0509	61.69	231.97	62.00	190.32	252.32	0.2399	0.9145
0.5	15.74	0.0008056	0.0409	70.93	235.64	71.33	184.74	256.07	0.2723	0.9117
0.6	21.58	0.0008196	0.0341	78.99	238.74	79.48	179.71	259.19	0.2999	0.9097
0.7	26.72	0.0008328	0.0292	86.19	241.42	86.78	175.07	261.85	0.3242	0.9080
0.8	31.33	0.0008454	0.0255	92.75	243.78	93.42	170.73	264.15	0.3459	0.9066
0.9	35.53	0.0008576	0.0226	98.79	245.88	99.56	166.62	266.18	0.3656	0.9054
1.0	39.39	0.0008695	0.0202	104.42	247.77	105.29	162.68	267.97	0.3838	0.9043
1.2	46.32	0.0008928	0.0166	114.69	251.03	115.76	155.23	270.99	0.4164	0.9023
1.4	52.43	0.0009159	0.0140	123.98	253.74	125.26	148.14	273.40	0.4453	0.9003
1.6	57.92	0.0009392	0.0121	132.52	256.00	134.02	141.31	275.33	0.4714	0.8982
1.8	62.91	0.0009631	0.0105	140.49	257.88	142.22	134.60	276.83	0.4954	0.8959
2.0	67.49	0.0009878	0.0093	148.02	259.41	149.99	127.95	277.94	0.5178	0.8934
2.5	77.59	0.0010562	0.0069	165.48	261.84	168.12	111.06	279.17	0.5687	0.8854
3.0	86.22	0.0011416	0.0053	181.88	262.16	185.30	92.71	278.01	0.6156	0.8735

TABLE A-13

Superheated refrigerant-134a

T °C	v m ³ /kg	u kJ/kg	h kJ/kg	s kJ/(kg·K)	v m ³ /kg	u kJ/kg	h kJ/kg	s kJ/(kg·K)	v m ³ /kg	u kJ/kg	h kJ/kg	s kJ/(kg·K)
P = 0.06 MPa (T_{sat} = -37.07°C)				P = 0.10 MPa (T_{sat} = -26.43°C)				P = 0.14 MPa (T_{sat} = -18.80°C)				
Sat.	0.31003	206.12	224.72	0.9520	0.19170	212.18	231.35	0.9395	0.13945	216.52	236.04	0.9322
-20	0.33536	217.86	237.98	1.0062	0.19770	216.77	236.54	0.9602				
-10	0.34992	224.97	245.96	1.0371	0.20686	224.01	244.70	0.9918	0.14549	223.03	243.40	0.9606
0	0.36433	232.24	254.10	1.0675	0.21587	231.41	252.99	1.0227	0.15219	230.55	251.86	0.9922
10	0.37861	239.69	262.41	1.0973	0.22473	238.96	261.43	1.0531	0.15875	238.21	260.43	1.0230
20	0.39279	247.32	270.89	1.1267	0.23349	246.67	270.02	1.0829	0.16520	246.01	269.13	1.0532
30	0.40688	255.12	279.53	1.1557	0.24216	254.54	278.76	1.1122	0.17155	253.96	277.97	1.0828
40	0.42091	263.10	288.35	1.1844	0.25076	262.58	287.66	1.1411	0.17783	262.06	286.96	1.1120
50	0.43487	271.25	297.34	1.2126	0.25930	270.79	296.72	1.1696	0.18404	270.32	296.09	1.1407
60	0.44879	279.58	306.51	1.2405	0.26779	279.16	305.94	1.1977	0.19020	278.74	305.37	1.1690
70	0.46266	288.08	315.84	1.2681	0.27623	287.70	315.32	1.2254	0.19633	287.32	314.80	1.1969
80	0.47650	296.75	325.34	1.2954	0.28464	296.40	324.87	1.2528	0.20241	296.06	324.39	1.2244
90	0.49031	305.58	335.00	1.3224	0.29302	305.27	334.57	1.2799	0.20846	304.95	334.14	1.2516
100									0.21449	314.01	344.04	1.2785
P = 0.18 MPa (T_{sat} = -12.73°C)				P = 0.20 MPa (T_{sat} = -10.09°C)				P = 0.24 MPa (T_{sat} = -5.37°C)				
Sat.	0.10983	219.94	239.71	0.9273	0.09933	221.43	241.30	0.9253	0.08343	224.07	244.09	0.9222
-10	0.11135	222.02	242.06	0.9362	0.09938	221.50	241.38	0.9256				
0	0.11678	229.67	250.69	0.9684	0.10438	229.23	250.10	0.9582	0.08574	228.31	248.89	0.9399
10	0.12207	237.44	259.41	0.9998	0.10922	237.05	258.89	0.9898	0.08993	236.26	257.84	0.9721
20	0.12723	245.33	268.23	1.0304	0.11394	244.99	267.78	1.0206	0.09339	244.30	266.85	1.0034
30	0.13230	253.36	277.17	1.0604	0.11856	253.06	276.77	1.0508	0.09794	252.45	275.95	1.0339
40	0.13730	261.53	286.24	1.0898	0.12311	261.26	285.88	1.0804	0.10181	260.72	285.16	1.0637
50	0.14222	269.85	295.45	1.1187	0.12758	269.61	295.12	1.1094	0.10562	269.12	294.47	1.0930
60	0.14710	278.31	304.79	1.1472	0.13201	278.10	304.50	1.1380	0.10937	277.67	303.91	1.1218
70	0.15193	286.93	314.28	1.1753	0.13639	286.74	314.02	1.1661	0.11307	286.35	313.49	1.1501
80	0.15672	295.71	323.92	1.2030	0.14073	295.53	323.68	1.1939	0.11674	295.18	323.19	1.1780
90	0.16148	304.63	333.70	1.2303	0.14504	304.47	333.48	1.2212	0.12037	304.15	333.04	1.2055
100	0.16622	313.72	343.63	1.2573	0.14932	313.57	343.43	1.2483	0.12398	313.27	343.03	1.2326
P = 0.28 MPa (T_{sat} = -1.23°C)				P = 0.32 MPa (T_{sat} = 2.48°C)				P = 0.40 MPa (T_{sat} = 8.93°C)				
Sat.	0.07193	226.38	246.52	0.9197	0.06322	228.43	248.66	0.9177	0.05089	231.97	252.32	0.9145
0	0.07240	227.37	247.64	0.9238								
10	0.07613	235.44	256.76	0.9566	0.06576	234.61	255.65	0.9427	0.05119	232.87	253.35	0.9182
20	0.07972	243.59	265.91	0.9883	0.06901	242.87	264.95	0.9749	0.05397	241.37	262.96	0.9515
30	0.08320	251.83	275.12	1.0192	0.07214	251.19	274.28	1.0062	0.05662	249.89	272.54	0.9837
40	0.08660	260.17	284.42	1.0494	0.07518	259.61	283.67	1.0367	0.05917	258.47	282.14	1.0148
50	0.08992	268.64	293.81	1.0789	0.07815	268.14	293.15	1.0665	0.06164	267.13	291.79	1.0452
60	0.09319	277.23	303.32	1.1079	0.08106	276.79	302.72	1.0957	0.06405	275.89	301.51	1.0748
70	0.09641	285.96	312.95	1.1364	0.08392	285.56	312.41	1.1243	0.06641	284.75	311.32	1.1038
80	0.09960	294.82	322.71	1.1644	0.08674	294.46	322.22	1.1525	0.06873	293.73	321.23	1.1322
90	0.10275	303.83	332.60	1.1920	0.08953	303.50	332.15	1.1802	0.07102	302.84	331.25	1.1602
100	0.10587	312.98	342.62	1.2193	0.09229	312.68	342.21	1.1076	0.07327	312.07	341.38	1.1878
110	0.10897	322.27	352.78	1.2461	0.09503	322.00	352.40	1.2345	0.07550	321.44	351.64	1.2149
120	0.11205	331.71	363.08	1.2727	0.09774	331.45	362.73	1.2611	0.07771	330.94	362.03	1.2417
130									0.07991	340.58	372.54	1.2681
140									0.08208	350.35	383.18	1.2941

28°C 0.92675

TABLE A-13
Superheated refrigerant-134a (Concluded)

T °C	v m³/kg	u kJ/kg	h kJ/kg	s kJ/(kg·K)	v m³/kg	u kJ/kg	h kJ/kg	s kJ/(kg·K)	v m³/kg	u kJ/kg	h kJ/kg	s kJ/(kg·K)
P = 0.50 MPa (T_{sat} = 15.74°C)				P = 0.60 MPa (T_{sat} = 21.58°C)				P = 0.70 MPa (T_{sat} = 26.72°C)				
Sat.	0.04086	253.64	256.07	0.9117	0.03408	238.74	259.19	0.9097	0.02918	241.42	261.85	0.9080
20	0.04188	239.40	260.34	0.9264								
30	0.04416	248.20	270.28	0.9597	0.03581	246.41	267.89	0.9388	0.02979	244.51	265.37	0.9197
40	0.04633	256.99	280.16	0.9918	0.03774	255.45	278.09	0.9719	0.03157	253.83	275.93	0.9539
50	0.04842	265.83	290.04	1.0229	0.03958	264.48	288.23	1.0037	0.03324	263.08	286.35	0.9867
60	0.05043	274.73	299.95	1.0531	0.04134	273.54	298.35	1.0346	0.03482	272.31	296.69	1.0182
70	0.05240	283.72	309.92	1.0825	0.04304	282.66	308.48	1.0645	0.03634	281.57	307.01	1.0487
80	0.05432	292.80	319.96	1.1114	0.04469	291.86	318.67	1.0938	0.03781	290.88	317.35	1.0784
90	0.05620	302.00	330.10	1.1397	0.04631	301.14	328.93	1.1225	0.03924	300.27	327.74	1.1074
100	0.05805	311.31	340.33	1.1675	0.04790	310.53	339.27	1.1505	0.04064	309.74	338.19	1.1358
110	0.05988	320.74	350.68	1.1949	0.04946	320.03	349.70	1.1781	0.04201	319.31	348.71	1.1637
120	0.06168	330.30	361.14	1.2218	0.05099	329.64	360.24	1.2053	0.04335	328.98	359.33	1.1910
130	0.06347	339.98	371.72	1.2484	0.05251	339.38	370.88	1.2320	0.04468	338.76	370.04	1.2179
140	0.06524	349.79	382.42	1.2746	0.05402	349.23	381.64	1.2584	0.04599	348.66	380.86	1.2444
150					0.05550	359.21	392.52	1.2844	0.04729	358.68	391.79	1.2706
160					0.05698	369.32	403.51	1.3100	0.04857	368.82	402.82	1.2963
P = 0.80 MPa (T_{sat} = 31.33°C)				P = 0.90 MPa (T_{sat} = 35.53°C)				P = 1.00 MPa (T_{sat} = 39.39°C)				
Sat.	0.02547	243.78	264.15	0.9066	0.02255	245.88	266.18	0.9054	0.02020	247.77	267.97	0.9043
40	0.02691	252.13	273.66	0.9374	0.02325	250.32	271.25	0.9217	0.02029	248.39	268.68	0.9066
50	0.02846	261.62	284.39	0.9711	0.02472	260.09	282.34	0.9566	0.02171	258.48	280.19	0.9428
60	0.02992	271.04	294.98	1.0034	0.02609	269.72	293.21	0.9897	0.02301	268.35	291.36	0.9768
70	0.03131	280.45	305.50	1.0345	0.02738	279.30	303.94	1.0214	0.02423	278.11	302.34	1.0093
80	0.03264	289.39	316.00	1.0647	0.02861	288.87	314.62	1.0521	0.02538	287.82	313.20	1.0405
90	0.03393	299.37	326.52	1.0940	0.02980	298.46	325.28	1.0819	0.02649	297.52	324.01	1.0707
100	0.03519	308.93	337.08	1.1227	0.03095	308.11	335.96	1.1109	0.02755	307.27	334.82	1.1000
110	0.03642	318.57	347.71	1.1508	0.03207	317.82	346.63	1.1392	0.02858	317.06	345.65	1.1286
120	0.03762	328.31	358.40	1.1784	0.03316	327.62	357.47	1.1670	0.02959	326.93	356.52	1.1567
130	0.03881	338.14	369.19	1.2055	0.03423	337.52	368.33	1.1943	0.03058	336.88	367.46	1.1841
140	0.03997	348.09	380.07	1.2321	0.03529	347.51	379.27	1.2211	0.03154	346.92	378.46	1.2111
150	0.04113	358.15	391.05	1.2584	0.03633	357.61	390.31	1.2475	0.03250	357.06	389.56	1.2376
160	0.04227	368.32	402.14	1.2843	0.03736	367.82	401.44	1.2735	0.03344	367.31	400.74	1.2638
170	0.04340	378.61	413.33	1.3098	0.03838	378.14	412.66	1.2992	0.03436	377.66	412.02	1.2895
180	0.04452	389.02	424.63	1.3351	0.03939	388.57	424.02	1.3245	0.03528	388.12	423.40	1.3149
P = 1.20 MPa (T_{sat} = 46.32°C)				P = 1.40 MPa (T_{sat} = 52.43°C)				P = 1.60 MPa (T_{sat} = 57.92°C)				
Sat.	0.01663	251.03	270.99	0.9023	0.01405	253.74	273.40	0.9003	0.01208	256.00	275.33	0.8982
50	0.01712	254.98	275.52	0.9164								
60	0.01835	265.42	287.44	0.9527	0.01495	262.17	283.10	0.9297	0.01233	258.48	278.20	0.9069
70	0.01947	275.59	298.96	0.9868	0.01603	272.87	295.31	0.9658	0.01340	269.89	291.33	0.9457
80	0.02051	285.62	310.24	1.0192	0.01701	283.29	307.10	0.9997	0.01435	280.78	303.74	0.9813
90	0.02150	295.59	321.39	1.0503	0.01792	293.55	318.63	1.0319	0.01521	291.39	315.72	1.0148
100	0.02244	305.54	332.47	1.0804	0.01878	303.73	330.02	1.0628	0.01601	301.84	327.46	1.0467
110	0.02335	315.50	343.52	1.1096	0.01960	313.88	341.32	1.0927	0.01677	312.20	339.04	1.0773
120	0.02423	325.51	354.58	1.1381	0.02039	324.05	352.59	1.1218	0.01750	322.53	350.53	1.1069
130	0.02508	335.58	365.68	1.1660	0.02115	334.25	363.86	1.1501	0.01820	332.87	361.99	1.1357
140	0.02592	345.73	376.83	1.1933	0.02189	344.50	375.15	1.1777	0.01887	343.24	373.44	1.1638
150	0.02674	355.95	388.04	1.2201	0.02262	354.82	386.49	1.2048	0.01953	353.66	384.91	1.1912
160	0.02754	366.27	399.33	1.2465	0.02333	365.22	397.89	1.2315	0.02017	364.15	396.43	1.2181
170	0.02834	376.69	410.70	1.2724	0.02403	375.71	409.36	1.2576	0.02080	374.71	407.99	1.2445
180	0.02912	387.21	422.16	1.2980	0.02472	386.29	420.90	1.2834	0.02142	385.35	419.62	1.2704
190					0.02541	396.96	432.53	1.3088	0.02203	396.08	431.33	1.2960
200					0.02608	407.73	444.24	1.3338	0.02263	406.90	443.11	1.3212

P-276

TABLE A-17

Ideal-gas properties of air

<i>T</i> K	<i>h</i> kJ/kg	<i>P</i>	<i>u</i> kJ/kg	<i>v_r</i>	<i>s°</i> kJ/(kg · K)	<i>T</i> K	<i>h</i> kJ/kg	<i>P</i>	<i>u</i> kJ/kg	<i>v_r</i>	<i>s°</i> kJ/(kg · K)
200	199.97	0.3363	142.56	1707.0	1.29559	580	586.04	14.38	419.55	115.7	2.37348
210	209.97	0.3987	149.69	1512.0	1.34444	590	596.52	15.31	427.15	110.6	2.39140
220	219.97	0.4690	156.82	1346.0	1.39105	600	607.02	16.28	434.78	105.8	2.40902
230	230.02	0.5477	164.00	1205.0	1.43557	610	617.53	17.30	442.42	101.2	2.42644
240	240.02	0.6355	171.13	1084.0	1.47824	620	628.07	18.36	450.09	96.92	2.44356
250	250.05	0.7329	178.28	979.0	1.51917	630	638.63	19.84	457.78	92.84	2.46048
260	260.09	0.8405	185.45	887.8	1.55848	640	649.22	20.64	465.50	88.99	2.47716
270	270.11	0.9590	192.60	808.0	1.59634	650	659.84	21.86	473.25	85.34	2.49364
280	280.13	1.0889	199.75	738.0	1.63279	660	670.47	23.13	481.01	81.89	2.50985
285	285.14	1.1584	203.33	706.1	1.65055	670	681.14	24.46	488.81	78.61	2.52589
290	290.16	1.2311	206.91	676.1	1.66802	680	691.82	25.85	496.62	75.50	2.54175
295	295.17	1.3068	210.49	647.9	1.68515	690	702.52	27.29	504.45	72.56	2.55731
300	300.19	1.3860	214.07	621.2	1.70203	700	713.27	28.80	512.33	69.76	2.57277
305	305.22	1.4686	217.67	596.0	1.71865	710	724.04	30.38	520.23	67.07	2.58810
310	310.24	1.5546	221.25	572.3	1.73498	720	734.82	32.02	528.14	64.53	2.60319
315	315.27	1.6442	224.85	549.8	1.75106	730	745.62	33.72	536.07	62.13	2.61803
320	320.29	1.7375	228.42	528.6	1.76690	740	756.44	35.50	544.02	59.82	2.63280
325	325.31	1.8345	232.02	508.4	1.78249	750	767.29	37.35	551.99	57.63	2.64737
330	330.34	1.9352	235.61	489.4	1.79783	760	778.18	39.27	560.01	55.54	2.66176
340	340.42	2.149	242.82	454.1	1.82790	780	800.03	43.35	576.12	51.64	2.69013
350	350.49	2.379	250.02	422.2	1.85703	800	821.95	47.75	592.30	48.03	2.71787
360	360.58	2.626	257.24	393.4	1.88543	820	843.98	52.59	608.59	44.34	2.74504
370	370.67	2.892	264.46	367.2	1.91313	840	866.08	57.60	624.95	41.85	2.77170
380	380.77	3.176	271.69	343.4	1.94001	860	888.27	63.09	641.40	39.12	2.79783
390	390.88	3.481	278.93	321.5	1.96633	880	910.56	68.98	657.95	36.61	2.82344
400	400.98	3.806	286.16	301.6	1.99194	900	932.93	75.29	674.58	34.31	2.84856
410	411.12	4.153	293.43	283.3	2.01699	920	955.38	82.05	691.28	32.18	2.87324
420	421.26	4.522	300.69	266.6	2.04142	940	977.92	89.28	708.08	30.22	2.89748
430	431.43	4.915	307.99	251.1	2.06533	960	1000.55	97.00	725.02	28.40	2.92128
440	441.61	5.332	315.30	236.8	2.08870	980	1023.25	105.2	741.98	26.73	2.94468
450	451.80	5.775	322.62	223.6	2.11161	1000	1046.04	114.0	758.94	25.17	2.96770
460	462.02	6.245	329.97	211.4	2.13407	1020	1068.89	123.4	776.10	23.72	2.99034
470	472.24	6.742	337.32	200.1	2.15604	1040	1091.85	133.3	793.36	23.29	3.01260
480	482.49	7.268	344.70	189.5	2.17760	1060	1114.86	143.9	810.62	21.14	3.03449
490	492.74	7.824	352.08	179.7	2.19876	1080	1137.89	155.2	827.88	19.98	3.05608
500	503.02	8.411	359.49	170.6	2.21952	1100	1161.07	167.1	845.33	18.896	3.07732
510	513.32	9.031	366.92	162.1	2.23993	1120	1184.28	179.7	862.79	17.886	3.09825
520	523.63	9.684	374.36	154.1	2.25997	1140	1207.57	193.1	880.35	16.946	3.11883
530	533.98	10.37	381.84	146.7	2.27967	1160	1230.92	207.2	897.91	16.064	3.13916
540	544.35	11.10	389.34	139.7	2.29906	1180	1254.34	222.2	915.57	15.241	3.15916
550	555.74	11.86	396.86	133.1	2.31809	1200	1277.79	238.0	933.33	14.470	3.17888
560	565.17	12.66	404.42	127.0	2.33685	1220	1301.31	254.7	951.09	13.747	3.19834
570	575.59	13.50	411.97	121.2	2.35531	1240	1324.93	272.3	968.95	13.069	3.21751

TABLE A-17

Ideal-gas properties of air (Concluded)

<i>T</i> K	<i>h</i> kJ/kg	<i>P_r</i>	<i>u</i> kJ/kg	<i>v_r</i>	<i>s°</i> kJ/(kg · K)	<i>T</i> K	<i>h</i> kJ/kg	<i>P_r</i>	<i>u</i> kJ/kg	<i>v_r</i>	<i>s°</i> kJ/(kg · K)
1260	1348.55	290.8	986.90	12.435	3.23638	1600	1757.57	791.2	1298.30	5.804	3.52364
1280	1372.24	310.4	1004.76	11.835	3.25510	1620	1782.00	834.1	1316.96	5.574	3.53879
1300	1395.97	330.9	1022.82	11.275	3.27345	1640	1806.46	878.9	1335.72	5.355	3.55381
1320	1419.76	352.5	1040.88	10.747	3.29160	1660	1830.96	925.6	1354.48	5.147	3.56867
1340	1443.60	375.3	1058.94	10.247	3.30959	1680	1855.50	974.2	1373.24	4.949	3.58335
1360	1467.49	399.1	1077.10	9.780	3.32724	1700	1880.1	1025	1392.7	4.761	3.5979
1380	1491.44	424.2	1095.26	9.337	3.34474	1750	1941.6	1161	1439.8	4.328	3.6336
1400	1515.42	450.5	1113.52	8.919	3.36200	1800	2003.3	1310	1487.2	3.994	3.6684
1420	1539.44	478.0	1131.77	8.526	3.37901	1850	2065.3	1475	1534.9	3.601	3.7023
1440	1563.51	506.9	1150.13	8.153	3.39586	1900	2127.4	1655	1582.6	3.295	3.7354
1460	1587.63	537.1	1168.49	7.801	3.41247	1950	2189.7	1852	1630.6	3.022	3.7677
1480	1611.79	568.8	1186.95	7.468	3.42892	2000	2252.1	2068	1678.7	2.776	3.7994
1500	1635.97	601.9	1205.41	7.152	3.44516	2050	2314.6	2303	1726.8	2.555	3.8303
1520	1660.23	636.5	1223.87	6.854	3.46120	2100	2377.7	2559	1775.3	2.356	3.8605
1540	1684.51	672.8	1242.43	6.569	3.47712	2150	2440.3	2837	1823.8	2.175	3.8901
1560	1708.82	710.5	1260.99	6.301	3.49276	2200	2503.2	3138	1872.4	2.012	3.9191
1580	1733.17	750.0	1279.65	6.046	3.50829	2250	2566.4	3464	1921.3	1.864	3.9474

Source: Kenneth Wark, *Thermodynamics*, 4th ed. (New York: McGraw-Hill, 1983), pp. 785–96, table A-5. Originally published in J. H. Keenan and J. Kaye, *Gas Tables* (New York: John Wiley & Sons, 1948).

TABLE A-18

deal-gas properties of nitrogen, N₂

T K	\bar{h} kJ/kmol	\bar{u} kJ/kmol	\bar{s}° kJ/(kmol · K)	T K	\bar{h} kJ/kmol	\bar{u} kJ/kmol	\bar{s}° kJ/(kmol · K)
0	0	0	0	600	17,563	12,574	212.066
220	6,391	4,562	182.639	610	17,864	12,792	212.564
230	6,683	4,770	183.938	620	18,166	13,011	213.055
240	6,975	4,979	185.180	630	18,468	13,230	213.541
250	7,266	5,188	186.370	640	18,772	13,450	214.018
260	7,558	5,396	187.514	650	19,075	13,671	214.489
270	7,849	5,604	188.614	660	19,380	13,892	214.954
280	8,141	5,813	189.673	670	19,685	14,114	215.413
290	8,432	6,021	190.695	680	19,991	14,337	215.866
298	8,669	6,190	191.502	690	20,297	14,560	216.314
300	8,723	6,229	191.682	700	20,604	14,784	216.756
310	9,014	6,437	192.638	710	20,912	15,008	217.192
320	9,306	6,645	193.562	720	21,220	15,234	217.624
330	9,597	6,853	194.459	730	21,529	15,460	218.059
340	9,888	7,061	195.328	740	21,839	15,686	218.472
350	10,180	7,270	196.173	750	22,149	15,913	218.889
360	10,471	7,478	196.995	760	22,460	16,141	219.301
370	10,763	7,687	197.794	770	22,772	16,370	219.709
380	11,055	7,895	198.572	780	23,085	16,599	220.113
390	11,347	8,104	199.331	790	23,398	16,830	220.512
400	11,640	8,314	200.071	800	23,714	17,061	220.907
410	11,932	8,523	200.794	810	24,027	17,292	221.298
420	12,225	8,733	201.499	820	24,342	17,524	221.684
430	12,518	8,943	202.189	830	24,658	17,757	222.067
440	12,811	9,153	202.863	840	24,974	17,990	222.447
450	13,105	9,363	203.523	850	25,292	18,224	222.822
460	13,399	9,574	204.170	860	25,610	18,459	223.194
470	13,693	9,786	204.803	870	25,928	18,695	223.562
480	13,988	9,997	205.424	880	26,248	18,931	223.927
490	14,285	10,210	206.033	890	26,568	19,168	224.288
500	14,581	10,423	206.630	900	26,890	19,407	224.647
510	14,876	10,635	207.216	910	27,210	19,644	225.002
520	15,172	10,848	207.792	920	27,532	19,883	225.353
530	15,469	11,062	208.358	930	27,854	20,122	225.701
540	15,766	11,277	208.914	940	28,178	20,362	226.047
550	16,064	11,492	209.461	950	28,501	20,603	226.389
560	16,363	11,707	209.999	960	28,826	20,844	226.728
570	16,662	11,923	210.528	970	29,151	21,086	227.064
580	16,962	12,139	211.049	980	29,476	21,328	227.398
590	17,262	12,356	211.562	990	29,803	21,571	227.728

TABLE A-18

Ideal-gas properties of nitrogen, N_2 (Concluded)

T K	\bar{h} kJ/kmol	\bar{u} kJ/kmol	\bar{s}° kJ/(kmol · K)	T K	\bar{h} kJ/kmol	\bar{u} kJ/kmol	\bar{s}° kJ/(kmol · K)
1000	30,129	21,815	228.057	1760	56,227	41,594	247.396
1020	30,784	22,304	228.706	1780	56,938	42,139	247.798
1040	31,442	22,795	229.344	1800	57,651	42,685	248.195
1060	32,101	23,288	229.973	1820	58,363	43,231	248.589
1080	32,762	23,782	230.591	1840	59,075	43,777	248.979
1100	33,426	24,280	231.199	1860	59,790	44,324	249.365
1120	34,092	24,780	231.799	1880	60,504	44,873	249.748
1140	34,760	25,282	232.391	1900	61,220	45,423	250.128
1160	35,430	25,786	232.973	1920	61,936	45,973	250.502
1180	36,104	26,291	233.549	1940	62,654	46,524	250.874
1200	36,777	26,799	234.115	1960	63,381	47,075	251.242
1220	37,452	27,308	234.673	1980	64,090	47,627	251.607
1240	38,129	27,819	235.223	2000	64,810	48,181	251.969
1260	38,807	28,331	235.766	2050	66,612	49,567	252.858
1280	39,488	28,845	236.302	2100	68,417	50,957	253.726
1300	40,170	29,361	236.831	2150	70,226	52,351	254.578
1320	40,853	29,378	237.353	2200	72,040	53,749	255.412
1340	41,539	30,398	237.867	2250	73,856	55,149	256.227
1360	42,227	30,919	238.376	2300	75,676	56,553	257.027
1380	42,915	31,441	238.878	2350	77,496	57,958	257.810
1400	43,605	31,964	239.375	2400	79,320	59,366	258.580
1420	44,295	32,489	239.865	2450	81,149	60,779	259.332
1440	44,988	33,014	240.350	2500	82,981	62,195	260.073
1460	45,682	33,543	240.827	2550	84,814	63,613	260.799
1480	46,377	34,071	241.301	2600	86,650	65,033	261.512
1500	47,073	34,601	241.768	2650	88,488	66,455	262.213
1520	47,771	35,133	242.228	2700	90,328	67,880	262.902
1540	48,470	35,665	242.685	2750	92,171	69,306	263.577
1560	49,168	36,197	243.137	2800	94,014	70,734	264.241
1580	49,869	36,732	243.585	2850	95,859	72,163	264.895
1600	50,571	37,268	244.028	2900	97,705	73,593	265.538
1620	51,275	37,806	244.464	2950	99,556	75,028	266.170
1640	51,980	38,344	244.896	3000	101,407	76,464	266.793
1660	52,686	38,884	245.324	3050	103,260	77,902	267.404
1680	53,393	39,424	245.747	3100	105,115	79,341	268.007
1700	54,099	39,965	246.166	3150	106,972	80,782	268.601
1720	54,807	40,507	246.580	3200	108,830	82,224	269.186
1740	55,516	41,049	246.990	3250	110,690	83,668	269.763

Source: Tables A-18 through A-25 are adapted from Kenneth Wark, *Thermodynamics*, 4th ed. (New York: McGraw-Hill, 1983), pp. 787-98. Originally published in JANAF, *Thermochemical Tables*, NSRDS-NBS-37, 1971.

TABLE A-19

Ideal-gas properties of oxygen, O₂

T K	\bar{h} kJ/kmol	\bar{u} kJ/kmol	\bar{s}° kJ/(kmol · K)	T K	\bar{h} kJ/kmol	\bar{u} kJ/kmol	\bar{s}° kJ/(kmol · K)
0	0	0	0	600	17,929	12,940	226.346
220	6,404	4,575	196.171	610	18,250	13,178	226.877
230	6,694	4,782	197.461	620	18,572	13,417	227.400
240	6,984	4,989	198.696	630	18,895	13,657	227.918
250	7,275	5,197	199.885	640	19,219	13,898	228.429
260	7,566	5,405	201.027	650	19,544	14,140	228.932
270	7,858	5,613	202.128	660	19,870	14,383	229.430
280	8,150	5,822	203.191	670	20,197	14,626	229.920
290	8,443	6,032	204.218	680	20,524	14,871	230.405
298	8,682	6,203	205.033	690	20,854	15,116	230.885
300	8,736	6,242	205.213	700	21,184	15,364	231.358
310	9,030	6,453	206.177	710	21,514	15,611	231.827
320	9,325	6,664	207.112	720	21,845	15,859	232.291
330	9,620	6,877	208.020	730	22,177	16,107	232.748
340	9,916	7,090	208.904	740	22,510	16,357	233.201
350	10,213	7,303	209.765	750	22,844	16,607	233.649
360	10,511	7,518	210.604	760	23,178	16,859	234.091
370	10,809	7,733	211.423	770	23,513	17,111	234.528
380	11,109	7,949	212.222	780	23,850	17,364	234.960
390	11,409	8,166	213.002	790	24,186	17,618	235.387
400	11,711	8,384	213.765	800	24,523	17,872	235.810
410	12,012	8,603	214.510	810	24,861	18,126	236.230
420	12,314	8,822	215.241	820	25,199	18,382	236.644
430	12,618	9,043	215.955	830	25,537	18,637	237.055
440	12,923	9,264	216.656	840	25,877	18,893	237.462
450	13,228	9,487	217.342	850	26,218	19,150	237.864
460	13,525	9,710	218.016	860	26,559	19,408	238.264
470	13,842	9,935	218.676	870	26,899	19,666	238.660
480	14,151	10,160	219.326	880	27,242	19,925	239.051
490	14,460	10,386	219.963	890	27,584	20,185	239.439
500	14,770	10,614	220.589	900	27,928	20,445	239.823
510	15,082	10,842	221.206	910	28,272	20,706	240.203
520	15,395	11,071	221.812	920	28,616	20,967	240.580
530	15,708	11,301	222.409	930	28,960	21,228	240.953
540	16,022	11,533	222.997	940	29,306	21,491	241.323
550	16,338	11,765	223.576	950	29,652	21,754	241.689
560	16,654	11,998	224.146	960	29,999	22,017	242.052
570	16,971	12,232	224.708	970	30,345	22,280	242.411
580	17,290	12,467	225.262	980	30,692	22,544	242.768
590	17,609	12,703	225.808	990	31,041	22,809	242.120

TABLE A-19

Ideal-gas properties of oxygen, O₂ (Concluded)

T K	\bar{h} kJ/kmol	\bar{u} kJ/kmol	\bar{s}° kJ/(kmol · K)	T K	\bar{h} kJ/kmol	\bar{u} kJ/kmol	\bar{s}° kJ/(kmol · K)
1000	31,389	23,075	243.471	1760	58,880	44,247	263.861
1020	32,088	23,607	244.164	1780	59,624	44,825	264.283
1040	32,789	24,142	244.844	1800	60,371	45,405	264.701
1060	33,490	24,677	245.513	1820	61,118	45,986	265.113
1080	34,194	25,214	246.171	1840	61,866	46,568	265.521
1100	34,899	25,753	246.818	1860	62,616	47,151	265.925
1120	35,606	26,294	247.454	1880	63,365	47,734	266.326
1140	36,314	26,836	248.081	1900	64,116	48,319	266.722
1160	37,023	27,379	248.698	1920	64,868	48,904	267.115
1180	37,734	27,923	249.307	1940	65,620	49,490	267.505
1200	38,447	28,469	249.906	1960	66,374	50,078	267.891
1220	39,162	29,018	250.497	1980	67,127	50,665	268.275
1240	39,877	29,568	251.079	2000	67,881	51,253	268.655
1260	40,594	30,118	251.653	2050	69,772	52,727	269.588
1280	41,312	30,670	252.219	2100	71,668	54,208	270.504
1300	42,033	31,224	252.776	2150	73,573	55,697	271.399
1320	42,753	31,778	253.325	2200	75,484	57,192	272.278
1340	43,475	32,334	253.868	2250	77,397	58,690	273.136
1360	44,198	32,891	254.404	2300	79,316	60,193	273.891
1380	44,923	33,449	254.932	2350	81,243	61,704	274.809
1400	45,648	34,008	255.454	2400	83,174	63,219	275.625
1420	46,374	34,567	255.968	2450	85,112	64,742	276.424
1440	47,102	35,129	256.475	2500	87,057	66,271	277.207
1460	47,831	35,692	256.978	2550	89,004	67,802	277.979
1480	48,561	36,256	257.474	2600	90,956	69,339	278.738
1500	49,292	36,821	257.965	2650	92,916	70,883	279.485
1520	50,024	37,387	258.450	2700	94,881	72,433	280.219
1540	50,756	37,952	258.928	2750	96,852	73,987	280.942
1560	51,490	38,520	259.402	2800	98,826	75,546	281.654
1580	52,224	39,088	259.870	2850	100,808	77,112	282.357
1600	52,961	39,658	260.333	2900	102,793	78,682	283.048
1620	53,696	40,227	260.791	2950	104,785	80,258	283.728
1640	54,434	40,799	261.242	3000	106,780	81,837	284.399
1660	55,172	41,370	261.690	3050	108,778	83,419	285.060
1680	55,912	41,944	262.132	3100	110,784	85,009	285.713
1700	56,652	42,517	262.571	3150	112,795	86,601	286.355
1720	57,394	43,093	263.005	3200	114,809	88,203	286.989
1740	58,136	43,669	263.435	3250	116,827	89,804	287.614

TABLE A-20

Ideal-gas properties of carbon dioxide, CO₂

T K	\bar{h} kJ/kmol	\bar{u} kJ/kmol	\bar{s}° kJ/(kmol · K)	T K	\bar{h} kJ/kmol	\bar{u} kJ/kmol	\bar{s}° kJ/(kmol · K)
0	0	0	0	600	22,280	17,291	243.199
220	6,601	4,772	202.966	610	22,754	17,683	243.983
230	6,938	5,026	204.464	620	23,231	18,076	244.758
240	7,280	5,285	205.920	630	23,709	18,471	245.524
250	7,627	5,548	207.337	640	24,190	18,869	246.282
260	7,979	5,817	208.717	650	24,674	19,270	247.032
270	8,335	6,091	210.062	660	25,160	19,672	247.773
280	8,697	6,369	211.376	670	25,648	20,078	248.507
290	9,063	6,651	212.660	680	26,138	20,484	249.233
298	9,364	6,885	213.685	690	26,631	20,894	249.952
300	9,431	6,939	213.915	700	27,125	21,305	250.663
310	9,807	7,230	215.146	710	27,622	21,719	251.368
320	10,186	7,526	216.351	720	28,121	22,134	252.065
330	10,570	7,826	217.534	730	28,622	22,522	252.755
340	10,959	8,131	218.694	740	29,124	22,972	253.439
350	11,351	8,439	219.831	750	29,629	23,393	254.117
360	11,748	8,752	220.948	760	30,135	23,817	254.787
370	12,148	9,068	222.044	770	30,644	24,242	255.452
380	12,552	9,392	223.122	780	31,154	24,669	256.110
390	12,960	9,718	224.182	790	31,665	25,097	256.762
400	13,372	10,046	225.225	800	32,179	25,527	257.408
410	13,787	10,378	226.250	810	32,694	25,959	258.048
420	14,206	10,714	227.258	820	33,212	26,394	258.682
430	14,628	11,053	228.252	830	33,730	26,829	259.311
440	15,054	11,393	229.230	840	34,251	27,267	259.934
450	15,483	11,742	230.194	850	34,773	27,706	260.551
460	15,916	12,091	231.144	860	35,296	28,125	261.164
470	16,351	12,444	232.080	870	35,821	28,588	261.770
480	16,791	12,800	233.004	880	36,347	29,031	262.371
490	17,232	13,158	233.916	890	36,876	29,476	262.968
500	17,678	13,521	234.814	900	37,405	29,922	263.559
510	18,126	13,885	235.700	910	37,935	30,369	264.146
520	18,576	14,253	236.575	920	38,467	30,818	264.728
530	19,029	14,622	237.439	930	39,000	31,268	265.304
540	19,485	14,996	238.292	940	39,535	31,719	265.877
550	19,945	15,372	239.135	950	40,070	32,171	266.444
560	20,407	15,751	239.962	960	40,607	32,625	267.007
570	20,870	16,131	240.789	970	41,145	33,081	267.566
580	21,337	16,515	241.602	980	41,685	33,537	268.119
590	21,807	16,902	242.405	990	42,226	33,995	268.670

TABLE A-20

Ideal-gas properties of carbon dioxide, CO₂ (Concluded)

<i>T</i> K	\bar{h} kJ/kmol	\bar{u} kJ/kmol	\bar{s}° kJ/(kmol · K)	<i>T</i> K	\bar{h} kJ/kmol	\bar{u} kJ/kmol	\bar{s}° kJ/(kmol · K)
1000	42,769	34,455	269.215	1760	86,420	71,787	301.543
1020	43,859	35,378	270.293	1780	87,612	72,812	302.217
1040	44,953	36,306	271.354	1800	88,806	73,840	302.884
1060	46,051	37,238	272.400	1820	90,000	74,868	303.544
1080	47,153	38,174	273.430	1840	91,196	75,897	304.198
1100	48,258	39,112	274.445	1860	92,394	76,929	304.845
1120	49,369	40,057	275.444	1880	93,593	77,962	305.487
1140	50,484	41,006	276.430	1900	94,793	78,996	306.122
1160	51,602	41,957	277.403	1920	95,995	80,031	306.751
1180	52,724	42,913	278.361	1940	97,197	81,067	307.374
1200	53,848	43,871	297.307	1960	98,401	82,105	307.992
1220	54,977	44,834	280.238	1980	99,606	83,144	308.604
1240	56,108	45,799	281.158	2000	100,804	84,185	309.210
1260	57,244	46,768	282.066	2050	103,835	86,791	310.701
1280	58,381	47,739	282.962	2100	106,864	89,404	312.160
1300	59,522	48,713	283.847	2150	109,898	92,023	313.589
1320	60,666	49,691	284.722	2200	112,939	94,648	314.988
1340	61,813	50,672	285.586	2250	115,984	97,277	316.356
1360	62,963	51,656	286.439	2300	119,035	99,912	317.695
1380	64,116	52,643	287.283	2350	122,091	102,552	319.011
1400	65,271	53,631	288.106	2400	125,152	105,197	320.302
1420	66,427	54,621	288.934	2450	128,219	107,849	321.566
1440	67,586	55,614	289.743	2500	131,290	110,504	322.808
1460	68,748	56,609	290.542	2550	134,368	113,166	324.026
1480	66,911	57,606	291.333	2600	137,449	115,832	325.222
1500	71,078	58,606	292.114	2650	140,533	118,500	326.396
1520	72,246	59,609	292.888	2700	143,620	121,172	327.549
1540	73,417	60,613	292.654	2750	146,713	123,849	328.684
1560	74,590	61,620	294.411	2800	149,808	126,528	329.800
1580	76,767	62,630	295.161	2850	152,908	129,212	330.896
1600	76,944	63,741	295.901	2900	156,009	131,898	331.975
1620	78,123	64,653	296.632	2950	159,117	134,589	333.037
1640	79,303	65,668	297.356	3000	162,226	137,283	334.084
1660	80,486	66,592	298.072	3050	165,341	139,982	335.114
1680	81,670	67,702	298.781	3100	168,456	142,681	336.126
1700	82,856	68,721	299.482	3150	171,576	145,385	337.124
1720	84,043	69,742	300.177	3200	174,695	148,089	338.109
1740	85,231	70,764	300.863	3250	177,822	150,801	339.069

CO₂

TABLE A-21

Ideal-gas properties of carbon monoxide, CO

T K	\bar{h} kJ/kmol	\bar{u} kJ/kmol	\bar{s}° kJ/(kmol · K)	T K	\bar{h} kJ/kmol	\bar{u} kJ/kmol	\bar{s}° kJ/(kmol · K)
0	0	0	0	600	17,611	12,622	218.204
220	6,391	4,562	188.683	610	17,915	12,843	218.708
230	6,683	4,771	189.980	620	18,221	13,066	219.205
240	6,975	4,979	191.221	630	18,527	13,289	219.695
250	7,266	5,188	192.411	640	18,833	13,512	220.179
260	7,558	5,396	193.554	650	19,141	13,736	220.656
270	7,849	5,604	194.654	660	19,449	13,962	221.127
280	8,140	5,812	195.713	670	19,758	14,187	221.592
290	8,432	6,020	196.735	680	20,068	14,414	222.052
298	8,669	6,190	197.543	690	20,378	14,641	222.505
300	8,723	6,229	197.723	700	20,690	14,870	222.953
310	9,014	6,437	198.678	710	21,002	15,099	223.396
320	9,306	6,645	199.603	720	21,315	15,328	223.833
330	9,597	6,854	200.500	730	21,628	15,558	224.265
340	9,889	7,062	201.371	740	21,943	15,789	224.692
350	10,181	7,271	202.217	750	22,258	16,022	225.115
360	10,473	7,480	203.040	760	22,573	16,255	225.533
370	10,765	7,689	203.842	770	22,890	16,488	225.947
380	11,058	7,899	204.622	780	23,208	16,723	226.357
390	11,351	8,108	205.383	790	23,526	16,957	226.762
400	11,644	8,319	206.125	800	23,844	17,193	227.162
410	11,938	8,529	206.850	810	24,164	17,429	227.559
420	12,232	8,740	207.549	820	24,483	17,665	227.952
430	12,526	8,951	208.252	830	24,803	17,902	228.339
440	12,821	9,163	208.929	840	25,124	18,140	228.724
450	13,116	9,375	209.593	850	25,446	18,379	229.106
460	13,412	9,587	210.243	860	25,768	18,617	229.482
470	13,708	9,800	210.880	870	26,091	18,858	229.856
480	14,005	10,014	211.504	880	26,415	19,099	230.227
490	14,302	10,228	212.117	890	26,740	19,341	230.593
500	14,600	10,443	212.719	900	27,066	19,583	230.957
510	14,898	10,658	213.310	910	27,392	19,826	231.317
520	15,197	10,874	213.890	920	27,719	20,070	231.674
530	15,497	11,090	214.460	930	28,046	20,314	232.028
540	15,797	11,307	215.020	940	28,375	20,559	232.379
550	16,097	11,524	215.572	950	28,703	20,805	232.727
560	16,399	11,743	216.115	960	29,033	21,051	233.072
570	16,701	11,961	216.649	970	29,362	21,298	233.413
580	17,003	12,181	217.175	980	29,693	21,545	233.752
590	17,307	12,401	217.693	990	30,024	21,793	234.088

TABLE A-21

Ideal-gas properties of carbon monoxide, CO (Concluded)

T K	\bar{h} kJ/kmol	\bar{u} kJ/kmol	\bar{s}° kJ/(kmol · K)	T K	\bar{h} kJ/kmol	\bar{u} kJ/kmol	\bar{s}° kJ/(kmol · K)
1000	30,355	22,041	234.421	1760	56,756	42,123	253.991
1020	31,020	22,540	235.079	1780	57,473	42,673	254.398
1040	31,688	23,041	235.728	1800	58,191	43,225	254.797
1060	32,357	23,544	236.364	1820	58,910	43,778	255.194
1080	33,029	24,049	236.992	1840	59,629	44,331	255.587
1100	33,702	24,557	237.609	1860	60,351	44,886	255.976
1120	34,377	25,065	238.217	1880	61,072	45,441	256.361
1140	35,054	25,575	238.817	1900	61,794	45,997	256.743
1160	35,733	26,088	239.407	1920	62,516	46,552	257.122
1180	36,406	26,602	239.989	1940	63,238	47,108	257.497
1200	37,095	27,118	240.663	1960	63,961	47,665	257.868
1220	37,780	27,637	241.128	1980	64,684	48,221	258.236
1240	38,466	28,226	241.686	2000	65,408	48,780	258.600
1260	39,154	28,678	242.236	2050	67,224	50,179	259.494
1280	39,844	29,201	242.780	2100	69,044	51,584	260.370
1300	40,534	29,725	243.316	2150	70,864	52,988	261.226
1320	41,226	30,251	243.844	2200	72,688	54,396	262.065
1340	41,919	30,778	244.366	2250	74,516	55,809	262.887
1360	42,613	31,306	244.880	2300	76,345	57,222	263.692
1380	43,309	31,836	245.388	2350	78,178	58,640	264.480
1400	44,007	32,367	245.889	2400	80,015	60,060	265.253
1420	44,707	32,900	246.385	2450	81,852	61,482	266.012
1440	45,408	33,434	246.876	2500	83,692	62,906	266.755
1460	46,110	33,971	247.360	2550	85,537	64,335	267.485
1480	46,813	34,508	247.839	2600	87,383	65,766	268.202
1500	47,517	35,046	248.312	2650	89,230	67,197	268.905
1520	48,222	35,584	248.778	2700	91,077	68,628	269.596
1540	48,928	36,124	249.240	2750	92,930	70,066	270.285
1560	49,635	36,665	249.695	1800	94,784	71,504	270.943
1580	50,344	37,207	250.147	2850	96,639	72,945	271.602
1600	51,053	37,750	250.592	2900	98,495	74,383	272.249
1620	51,763	38,293	251.033	2950	100,352	75,825	272.884
1640	52,472	38,837	251.470	3000	102,210	77,267	273.508
1660	53,184	39,382	251.901	3050	104,073	78,715	274.123
1680	53,895	39,927	252.329	3100	105,939	80,164	274.730
1700	54,609	40,474	252.751	3150	107,802	81,612	275.326
1720	55,323	41,023	253.169	3200	109,667	83,061	275.914
1740	56,039	41,572	253.582	3250	111,534	84,513	276.494

TABLE A-22

Ideal-gas properties of hydrogen, H₂

<i>T</i> K	\bar{h} kJ/kmol	\bar{u} kJ/kmol	\bar{s}° kJ/(kmol · K)	<i>T</i> K	\bar{h} kJ/kmol	\bar{u} kJ/kmol	\bar{s}° kJ/(kmol · K)
0	0	0	0	1440	42,808	30,835	177.410
260	7,370	5,209	126.636	1480	44,091	31,786	178.291
270	7,657	5,412	127.719	1520	45,384	32,746	179.153
280	7,945	5,617	128.765	1560	46,683	33,713	179.995
290	8,233	5,822	129.775	1600	47,990	34,687	180.820
298	8,468	5,989	130.574	1640	49,303	35,668	181.632
300	8,522	6,027	130.754	1680	50,622	36,654	182.428
320	9,100	6,440	132.621	1720	51,947	37,646	183.208
340	9,680	6,853	134.378	1760	53,279	38,645	183.973
360	10,262	7,268	136.039	1800	54,618	39,652	184.724
380	10,843	7,684	137.612	1840	55,962	40,663	185.463
400	11,426	8,100	139.106	1880	57,311	41,680	186.190
420	12,010	8,518	140.529	1920	58,668	42,705	186.904
440	12,594	8,936	141.888	1960	60,031	43,735	187.607
460	13,179	9,355	143.187	2000	61,400	44,771	188.297
480	13,764	9,773	144.432	2050	63,119	46,074	189.148
500	14,350	10,193	145.628	2100	64,847	47,386	189.979
520	14,935	10,611	146.775	2150	66,584	48,708	190.796
560	16,107	11,451	148.945	2200	68,328	50,037	191.598
600	17,280	12,291	150.968	2250	70,080	51,373	192.385
640	18,453	13,133	152.863	2300	71,839	52,716	193.159
680	19,630	13,976	154.645	2350	73,608	54,069	193.921
720	20,807	14,821	156.328	2400	75,383	55,429	194.669
760	21,988	15,669	157.923	2450	77,168	56,798	195.403
800	23,171	16,520	159.440	2500	78,960	58,175	196.125
840	24,359	17,375	160.891	2550	80,755	59,554	196.837
880	25,551	18,235	162.277	2600	82,558	60,941	197.539
920	26,747	19,098	163.607	2650	84,368	62,335	198.229
960	27,948	19,966	164.884	2700	86,186	63,737	198.907
1000	29,154	20,839	166.114	2750	88,008	65,144	199.575
1040	30,364	21,717	167.300	2800	89,838	66,558	200.234
1080	31,580	22,601	168.449	2850	91,671	67,976	200.885
1120	32,802	23,490	169.560	2900	93,512	69,401	201.527
1160	34,028	24,384	170.636	2950	95,358	70,831	202.157
1200	35,262	25,284	171.682	3000	97,211	72,268	202.778
1240	36,502	26,192	172.698	3050	99,065	73,707	203.391
1280	37,749	27,106	173.687	3100	100,926	75,152	203.995
1320	39,002	28,027	174.652	3150	102,793	76,604	204.592
1360	40,263	28,955	175.593	3200	104,667	78,061	205.181
1400	41,530	29,889	176.510	3250	106,545	79,523	205.765

TABLE A-23

Ideal-gas properties of water vapor, H₂O

T K	\bar{h} kJ/kmol	\bar{u} kJ/kmol	\bar{s}° kJ/(kmol · K)	T K	\bar{h} kJ/kmol	\bar{u} kJ/kmol	\bar{s}° kJ/(kmol · K)
0	0	0	0	600	20,402	15,413	212.920
220	7,295	5,466	178.576	610	20,765	15,693	213.529
230	7,628	5,715	180.054	620	21,130	15,975	214.122
240	7,961	5,965	181.471	630	21,495	16,257	214.707
250	8,294	6,215	182.831	640	21,862	16,541	215.285
260	8,627	6,466	184.139	650	22,230	16,826	215.856
270	8,961	6,716	185.399	660	22,600	17,112	216.419
280	9,296	6,968	186.616	670	22,970	17,399	216.976
290	9,631	7,219	187.791	680	23,342	17,688	217.527
298	9,904	7,425	188.720	690	23,714	17,978	218.071
300	9,966	7,472	188.928	700	24,088	18,268	218.610
310	10,302	7,725	190.030	710	24,464	18,561	219.142
320	10,639	7,978	191.098	720	24,840	18,854	219.668
330	10,976	8,232	192.136	730	25,218	19,148	220.189
340	11,314	8,487	193.144	740	25,597	19,444	220.707
350	11,652	8,742	194.125	750	25,977	19,741	221.215
360	11,992	8,998	195.081	760	26,358	20,039	221.720
370	12,331	9,255	196.012	770	26,741	20,339	222.221
380	12,672	9,513	196.920	780	27,125	20,639	222.717
390	13,014	9,771	197.807	790	27,510	20,941	223.207
400	13,356	10,030	198.673	800	27,896	21,245	223.693
410	13,699	10,290	199.521	810	28,284	21,549	224.174
420	14,043	10,551	200.350	820	28,672	21,855	224.651
430	14,388	10,813	201.160	830	29,062	22,162	225.123
440	14,734	11,075	201.955	840	29,454	22,470	225.592
450	15,080	11,339	202.734	850	29,846	22,779	226.057
460	15,428	11,603	203.497	860	30,240	23,090	226.517
470	15,777	11,869	204.247	870	30,635	23,402	226.973
480	16,126	12,135	204.982	880	31,032	23,715	227.426
490	16,477	12,403	205.705	890	31,429	24,029	227.875
500	16,828	12,671	206.413	900	31,828	24,345	228.321
510	17,181	12,940	207.112	910	32,228	24,662	228.763
520	17,534	13,211	207.799	920	32,629	24,980	229.202
530	17,889	13,482	208.475	930	33,032	25,300	229.637
540	18,245	13,755	209.139	940	33,436	25,621	230.070
550	18,601	14,028	209.795	950	33,841	25,943	230.499
560	18,959	14,303	210.440	960	34,247	26,265	230.924
570	19,318	14,579	211.075	970	34,653	26,588	231.347
580	19,678	14,856	211.702	980	35,061	26,913	231.767
590	20,039	15,134	212.320	990	35,472	27,240	232.184

TABLE A-23

(deal-gas properties of water vapor, H₂O (Concluded))

<i>T</i> K	\bar{h} kJ/kmol	\bar{u} kJ/kmol	\bar{s}° kJ/(kmol · K)	<i>T</i> K	\bar{h} kJ/kmol	\bar{u} kJ/kmol	\bar{s}° kJ/(kmol · K)
1000	35,882	27,568	232.597	1760	70,535	55,902	258.151
1020	36,709	28,228	233.415	1780	71,523	56,723	258.708
1040	37,542	28,895	234.223	1800	72,513	57,547	259.262
1060	38,380	29,567	235.020	1820	73,507	58,375	259.811
1080	39,223	30,243	235.806	1840	74,506	59,207	260.357
1100	40,071	30,925	236.584	1860	75,506	60,042	260.898
1120	40,923	31,611	237.352	1880	76,511	60,880	261.436
1140	41,780	32,301	238.110	1900	77,517	61,720	261.969
1160	42,642	32,997	238.859	1920	78,527	62,564	262.497
1180	43,509	33,698	239.600	1940	79,540	63,411	263.022
1200	44,380	34,403	240.333	1960	80,555	64,259	263.542
1220	45,256	35,112	241.057	1980	81,573	65,111	264.059
1240	46,137	35,827	241.773	2000	82,593	65,965	264.571
1260	47,022	36,546	242.482	2050	85,156	68,111	265.838
1280	47,912	37,270	243.183	2100	87,735	70,275	267.081
1300	48,807	38,000	243.877	2150	90,330	72,454	268.301
1320	49,707	38,732	244.564	2200	92,940	74,649	269.500
1340	50,612	39,470	245.243	2250	95,562	76,855	270.679
1360	51,521	40,213	245.915	2300	98,199	79,076	271.839
1380	52,434	40,960	246.582	2350	100,846	81,308	272.978
1400	53,351	41,711	247.241	2400	103,508	83,553	274.098
1420	54,273	42,466	247.895	2450	106,183	85,811	275.201
1440	55,198	43,226	248.543	2500	108,868	88,082	276.286
1460	56,128	43,989	249.185	2550	111,565	90,364	277.354
1480	57,062	44,756	249.820	2600	114,273	92,656	278.407
1500	57,999	45,528	250.450	2650	116,991	94,958	279.441
1520	58,942	46,304	251.074	2700	119,717	97,269	280.462
1540	59,888	47,084	251.693	2750	122,453	99,588	281.464
1560	60,838	47,868	252.305	2800	125,198	101,917	282.453
1580	61,792	48,655	252.912	2850	127,952	104,256	283.429
1600	62,748	49,445	253.513	2900	130,717	106,605	284.390
1620	63,709	50,240	254.111	2950	133,486	108,959	285.338
1640	64,675	51,039	254.703	3000	136,264	111,321	286.273
1660	65,643	51,841	255.290	3050	139,051	113,692	287.194
1680	66,614	52,646	255.873	3100	141,846	116,072	288.102
1700	67,589	53,455	256.450	3150	144,648	118,458	288.999
1720	68,567	54,267	257.022	3200	147,457	120,851	289.884
1740	69,550	55,083	257.589	3250	150,272	123,250	290.756

TABLE A-24

Ideal-gas properties of monatomic oxygen, O

T K	\bar{h} kJ/kmol	\bar{u} kJ/kmol	\bar{s}° kJ/(kmol · K)	T K	\bar{h} kJ/kmol	\bar{u} kJ/kmol	\bar{s}° kJ/(kmol · K)
0	0	0	0	2400	50,894	30,940	204.932
298	6,852	4,373	160.944	2450	51,936	31,566	205.362
300	6,892	4,398	161.079	2500	52,979	32,193	205.783
500	11,197	7,040	172.088	2550	54,021	32,820	206.196
1000	21,713	13,398	186.678	2600	55,064	33,447	206.601
1500	32,150	19,679	195.143	2650	56,108	34,075	206.999
1600	34,234	20,931	196.488	2700	57,152	34,703	207.389
1700	36,317	22,183	197.751	2750	58,196	35,332	207.772
1800	38,400	23,434	198.941	2800	59,241	35,961	208.148
1900	40,482	24,685	200.067	2850	60,286	36,590	208.518
2000	42,564	25,935	201.135	2900	61,332	37,220	208.882
2050	43,605	26,560	201.649	2950	62,378	37,851	209.240
2100	44,646	27,186	202.151	3000	63,425	38,482	209.592
2150	45,687	27,811	202.641	3100	65,520	39,746	210.279
2200	46,728	28,436	203.119	3200	67,619	41,013	210.945
2250	47,769	29,062	203.588	3300	69,720	42,283	211.592
2300	48,811	29,688	204.045	3400	71,824	43,556	212.220
2350	49,852	30,314	204.493	3500	73,932	44,832	212.831

TABLE A-25

Ideal-gas properties of hydroxyl, OH

T K	\bar{h} kJ/kmol	\bar{u} kJ/kmol	\bar{s}° kJ/(kmol · K)	T K	\bar{h} kJ/kmol	\bar{u} kJ/kmol	\bar{s}° kJ/(kmol · K)
0	0	0	0	2400	77,015	57,061	248.628
298	9,188	6,709	183.594	2450	78,801	58,431	249.364
300	9,244	6,749	183.779	2500	80,592	59,806	250.088
500	15,181	11,024	198.955	2550	82,388	61,186	250.799
1000	30,123	21,809	219.624	2600	84,189	62,572	251.499
1500	46,046	33,575	232.506	2650	85,995	63,962	252.187
1600	49,358	36,055	234.642	2700	87,806	65,358	252.864
1700	52,706	38,571	236.672	2750	89,622	66,757	253.530
1800	56,089	41,123	238.606	2800	91,442	68,162	254.186
1900	59,505	43,708	240.453	2850	93,266	69,570	254.832
2000	62,952	46,323	242.221	2900	95,095	70,983	255.468
2050	64,687	47,642	243.077	2950	96,927	72,400	256.094
2100	66,428	48,968	243.917	3000	98,763	73,820	256.712
2150	68,177	50,301	244.740	3100	102,447	76,673	257.919
2200	69,932	51,641	245.547	3200	106,145	79,539	259.093
2250	71,694	52,987	246.338	3300	109,855	82,418	260.235
2300	73,462	54,339	247.116	3400	113,578	85,309	261.347
2350	75,236	55,697	247.879	3500	117,312	88,212	262.429

TABLE A-26

Enthalpy of formation, Gibbs function of formation, and absolute entropy
at 25°C, 1 atm

Substance	Formula	\bar{h}_f° kJ/kmol	\bar{g}_f° kJ/kmol	\bar{s}° kJ/(kmol · K)
Carbon	C(s)	0	0	5.74
Hydrogen	H ₂ (g)	0	0	130.68
Nitrogen	N ₂ (g)	0	0	191.61
Oxygen	O ₂ (g)	0	0	205.04
Carbon monoxide	CO(g)	-110,530	-137,150	197.65
Carbon dioxide	CO ₂ (g)	-393,520	-394,360	213.80
Water vapor	H ₂ O(g)	-241,820	-228,590	188.83
Water	H ₂ O(l)	-285,830	-237,180	69.92
Hydrogen peroxide	H ₂ O ₂ (g)	-136,310	-105,600	232.63
Ammonia	NH ₃ (g)	-46,190	-16,590	192.33
Methane	CH ₄ (g)	-74,850	-50,790	186.16
Acetylene	C ₂ H ₂ (g)	+226,730	+209,170	200.85
Ethylene	C ₂ H ₄ (g)	+52,280	+68,120	219.83
Ethane	C ₂ H ₆ (g)	-84,680	-32,890	229.49
Propylene	C ₃ H ₆ (g)	+20,410	+62,720	266.94
Propane	C ₃ H ₈ (g)	-103,850	-23,490	269.91
n-Butane	C ₄ H ₁₀ (g)	-126,150	-15,710	310.12
n-Octane	C ₈ H ₁₈ (g)	-208,450	+16,530	466.73
n-Octane	C ₈ H ₁₈ (l)	-249,950	+6,610	360.79
n-Dodecane	C ₁₂ H ₂₆ (g)	-291,010	+50,150	622.83
Benzene	C ₆ H ₆ (g)	+82,930	+129,660	269.20
Methyl alcohol	CH ₃ OH(g)	-200,670	-162,000	239.70
Methyl alcohol	CH ₃ OH(l)	-238,660	-166,360	126.80
Ethyl alcohol	C ₂ H ₅ OH(g)	-235,310	-168,570	282.59
Ethyl alcohol	C ₂ H ₅ OH(l)	-277,690	-174,890	160.70
Oxygen	O(g)	+249,190	+231,770	161.06
Hydrogen	H(g)	+218,000	+203,290	114.72
Nitrogen	N(g)	+472,650	+455,510	153.30
Hydroxyl	OH(g)	+39,460	+34,280	183.70

Source: From JANAF, *Thermochemical Tables* (Midland, MI: Dow Chemical Co., 1971);
Selected Values of Chemical Thermodynamic Properties, NBS Technical Note 270-3, 1968;
and *API Research Project 44* (Carnegie Press, 1953).

TABLE A-27

Enthalpy of combustion and enthalpy of vaporization at 25°C, 1 atm
(Water appears as a liquid in the products of combustion.)

Substance	Formula	$\Delta \bar{h}_c^\circ = -\text{HHV}$ kJ/kmol	\bar{h}_{fg} kJ/kmol
Hydrogen	H ₂ (g)	-285,840	
Carbon	C(s)	-393,520	
Carbon monoxide	CO(g)	-282,990	
Methane	CH ₄ (g)	-890,360	
Acetylene	C ₂ H ₂ (g)	-1,299,600	
Ethylene	C ₂ H ₄ (g)	-1,410,970	
Ethane	C ₂ H ₆ (g)	-1,559,900	
Propylene	C ₃ H ₆ (g)	-2,058,500	
Propane	C ₃ H ₈ (g)	-2,220,000	15,060
<i>n</i> -Butane	C ₄ H ₁₀ (g)	-2,877,100	21,060
<i>n</i> -Pentane	C ₅ H ₁₂ (g)	-3,536,100	26,410
<i>n</i> -Hexane	C ₆ H ₁₄ (g)	-4,194,800	31,530
<i>n</i> -Heptane	C ₇ H ₁₆ (g)	-4,853,500	36,520
<i>n</i> -Octane	C ₈ H ₁₈ (g)	-5,512,200	41,460
Benzene	C ₆ H ₆ (g)	-3,301,500	33,830
Toluene	C ₇ H ₈ (g)	-3,947,900	39,920
Methyl alcohol	CH ₃ OH(g)	-764,540	37,900
Ethyl alcohol	C ₂ H ₅ OH(g)	-1,409,300	42,340

Source: Kenneth Wark, *Thermodynamics*, 3rd ed. (New York: McGraw-Hill, 1977), pp. 634-35, table A-23M.

FIGURE A-20

Nelson-Obert generalized compressibility chart—intermediate pressures. (Used with permission of Dr. Edward E. Obert, University of Wisconsin.)

(b) $0 < P_r < 7$

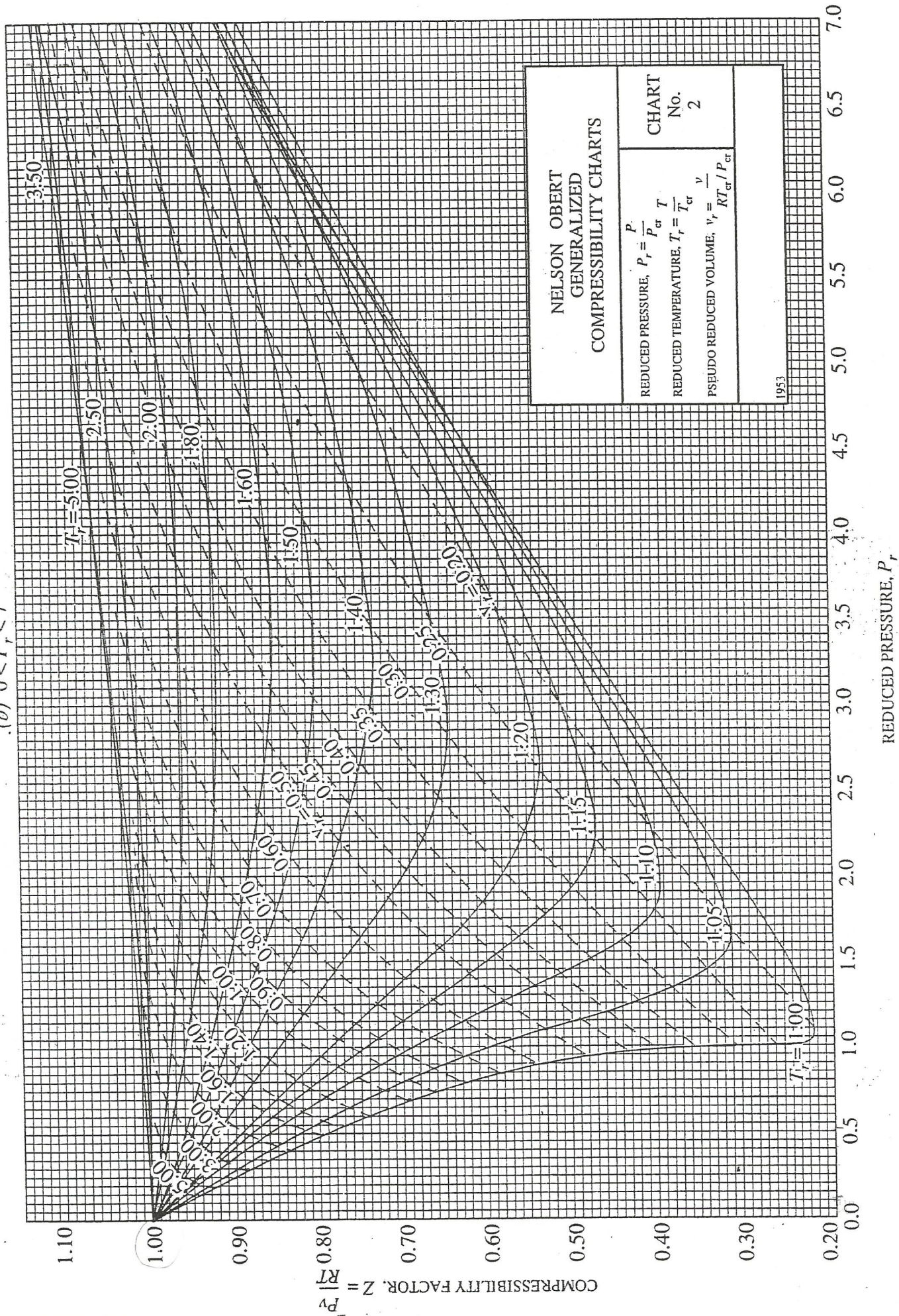


Table 9.1: Thermodynamic properties of saturated tetrafluoroethane¹

t (°F)	Volume			Enthalpy		Entropy	
	P (psia)	V ^l (ft) ³ (lb _m) ⁻¹	V ^v (ft) ³ (lb _m) ⁻¹	H ^l (Btu)(lb _m) ⁻¹	H ^v (Btu)(lb _m) ⁻¹	S ^l (Btu)(lb _m) ⁻¹ (R) ⁻¹	S ^v (Btu)(lb _m) ⁻¹ (R) ⁻¹
-40	7.429	0.01132	5.782	0.000	97.950	0.000000	0.23125
-35	8.577	0.01139	5.053	1.489	97.804	0.00352	0.23032
-30	9.862	0.01145	4.432	2.984	98.556	0.00701	0.22945
-25	11.297	0.01152	3.901	4.484	99.306	0.01048	0.22863
-20	12.895	0.01158	3.445	5.991	100.054	0.01392	0.22785
-15	14.667	0.01165	3.052	7.505	100.799	0.01733	0.22714
-10	16.626	0.01172	2.712	9.026	101.542	0.02073	0.22647
-5	18.787	0.01180	2.416	10.554	102.280	0.02409	0.22584
0	21.162	0.01187	2.159	12.090	103.015	0.02741	0.22525
5	23.767	0.01194	1.934	13.634	103.745	0.03077	0.22470
10	26.617	0.01202	1.736	15.187	104.471	0.03408	0.22418
15	29.726	0.01210	1.563	16.748	105.192	0.03737	0.22370
20	33.110	0.01218	1.410	18.318	105.907	0.04065	0.22325
25	36.785	0.01226	1.275	19.897	106.617	0.04391	0.22283
30	40.768	0.01235	1.155	21.486	107.320	0.04715	0.22244
35	45.075	0.01243	1.048	23.085	108.016	0.05048	0.22207
40	49.724	0.01252	0.953	24.694	108.705	0.05359	0.22172
45	54.732	0.01262	0.868	26.314	109.386	0.05679	0.22140
50	60.116	0.01271	0.792	27.944	110.058	0.05998	0.22110
55	65.895	0.01281	0.724	29.586	110.722	0.06316	0.22081
60	72.087	0.01291	0.663	31.239	111.376	0.06633	0.22054
65	78.712	0.01301	0.608	32.905	112.019	0.06949	0.22028
70	85.787	0.01312	0.558	34.583	112.652	0.07264	0.22003
75	93.333	0.01323	0.512	36.274	113.272	0.07578	0.21979
80	101.37	0.01335	0.472	37.978	113.880	0.07892	0.21957
85	109.92	0.01347	0.431	39.697	114.475	0.08205	0.21934
90	119.00	0.01359	0.400	41.430	115.055	0.08518	0.21912
95	128.63	0.01372	0.369	43.179	115.619	0.08830	0.21890
100	138.83	0.01386	0.341	44.943	116.166	0.09142	0.21868
105	149.63	0.01400	0.315	46.725	116.691	0.09454	0.21845
110	161.05	0.01415	0.292	48.524	117.203	0.09766	0.21822
115	173.11	0.01430	0.270	50.343	117.699	0.10078	0.21797
120	185.84	0.01447	0.250	52.181	118.153	0.10391	0.21772
125	199.25	0.01464	0.231	54.040	118.591	0.10704	0.21744
130	213.38	0.01482	0.214	55.923	119.000	0.11018	0.21715
135	228.25	0.01502	0.198	57.830	119.377	0.11333	0.21683
140	243.88	0.01522	0.184	59.764	119.720	0.11650	0.21648
150	277.57	0.01557	0.157	63.722	120.284	0.12288	0.21566
160	314.69	0.01620	0.134	67.823	120.650	0.12938	0.21463
170	355.51	0.01683	0.114	72.106	120.753	0.13603	0.21329

¹Adapted by permission from ASHRAE Handbook: Fundamentals, p. 17.29, American Society of Heating, Refrigerating, and Air-Conditioning Engineers, Inc., Atlanta, 1993.

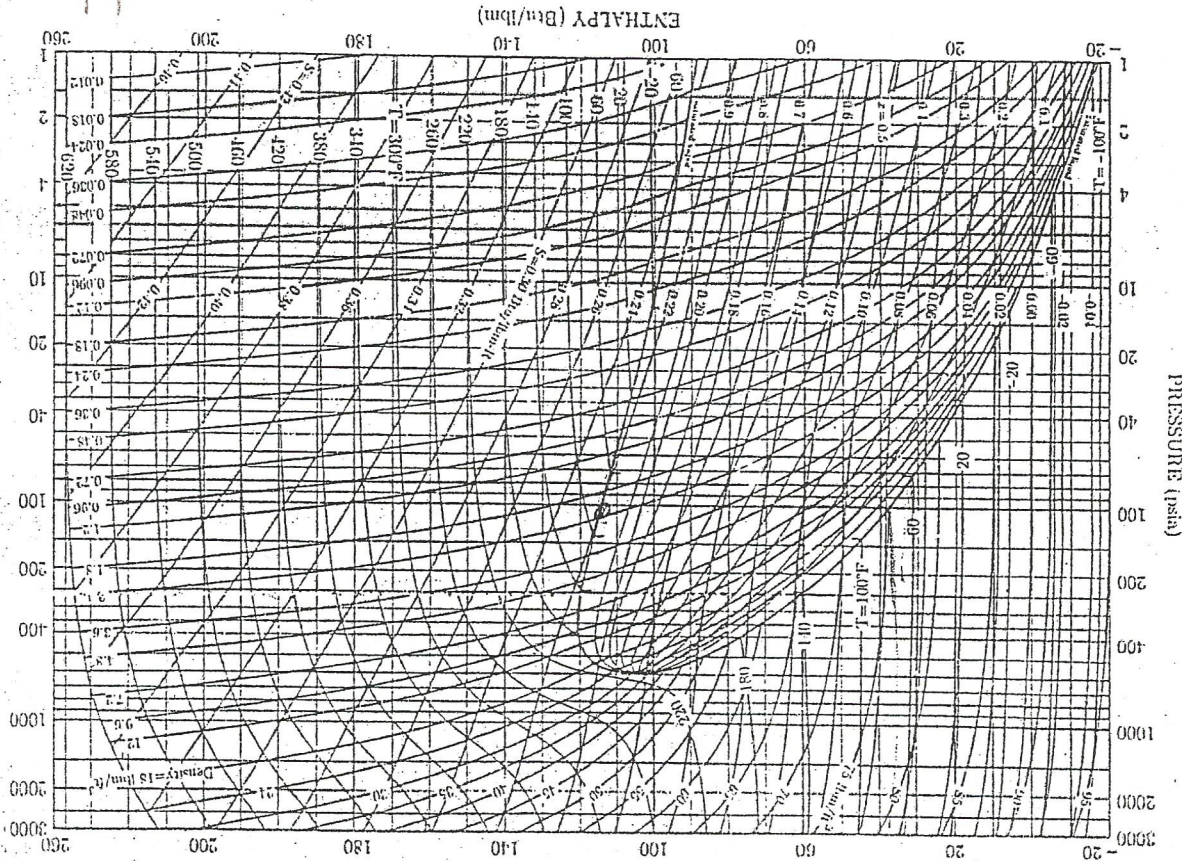


Figure 9.3: P-H diagram for tetrafluoroethane (R134a). (Reproduced by permission, ASHRAE Handbook: Fundamentals, p. 17.28, American Society of Heating, Refrigerating, and Air-Conditioning Engineers, Inc., Atlanta, 1993.)

$$\eta = \frac{m}{MA}$$

$$3000 \text{ kcal} = \frac{m}{2}$$

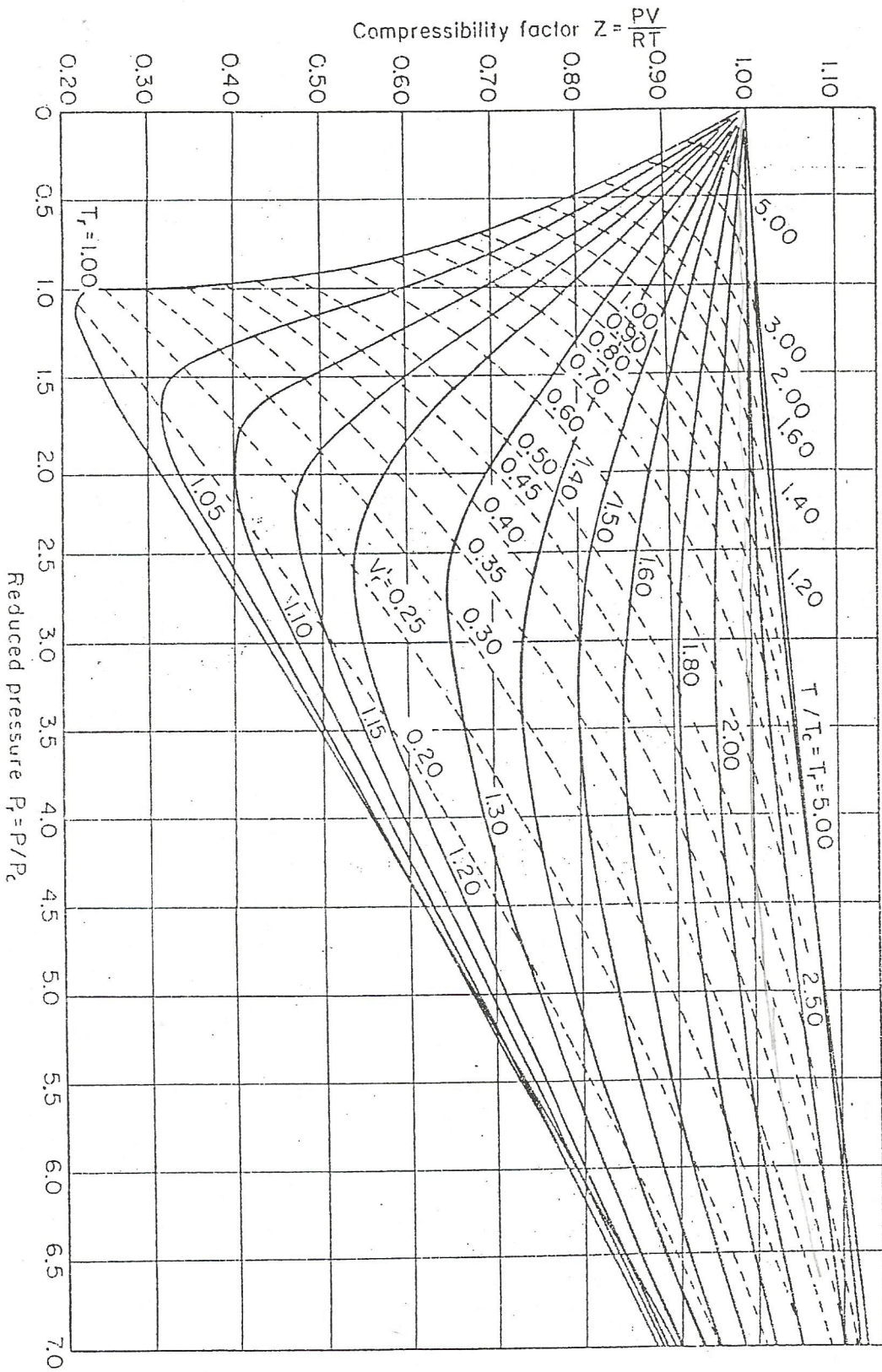


Fig. 3-52b. Generalized compressibility charts.

3-232

Table 7 - Bazi maddelerin van der Waals sabitleri

Formül	a		Formül	b	
	(litere) ² × atm. (mol) ²	litere mol		(litere) ² × atm. (mol) ²	litere mol
CH ₃ CO ₂ H	17.59	0.1068	C ₂ H ₆	24.39	0.1735
(CH ₃) ₂ CO	19.90	0.1263	H ₂	0.2444	0.02661
(CH ₃) ₂ CO	13.91	0.0994	HBr	4.451	0.04431
CH ₃ CN	17.58	0.1168	HCl	3.667	0.04081
C ₂ H ₂	4.390	0.05136	H ₂ Se	5.268	0.04637
NH ₃	4.170	0.08707	H ₂ S	4.431	0.04287
HCO ₂ C ₂ H ₅	27.58	0.1730	C ₂ H ₄	33.08	0.1656
C ₂ H ₆	15.90	0.1207	Kr	2.318	0.03978
C ₂ H ₄	18.08	0.1405	Hg	8.093	0.01696
C ₂ H ₂ NH ₂	26.50	0.1369	(CH ₃) ₂ C=CH ₂	34.32	0.1979
A	1.345	0.03219	CH ₄	2.253	0.04278
C ₂ H ₂	18.00	0.1154	CH ₃ CO ₂ CH ₃	15.29	0.1091
C ₂ H ₅ CN	33.39	0.1724	CH ₃ OH	9.523	0.06702
C ₂ H ₅ Br	28.56	0.1539	CH ₃ NH ₂	7.130	0.05992
C ₂ H ₆	14.47	0.1226	C ₂ H ₅ CO ₂ CH ₃	23.94	0.1569
C ₂ H ₄	12.87	0.1142	C ₂ H ₅ CO ₂ CH ₂	24.50	0.1637
CH ₃ CO ₂ C ₂ H ₅	28.50	0.1833	CH ₂ Cl ₂	7.471	0.06483
C ₂ H ₅ OH	17.03	0.1143	(CH ₃) ₂ O	8.073	0.07246
C ₂ H ₅ C ₂ H ₅	38.59	0.2144	CH ₃ OC ₂ H ₅	11.95	0.09775
HCO ₂ C ₂ H ₅	22.54	0.1476	CH ₃ SC ₂ H ₅	19.23	0.1304
C ₂ H ₅ CN	25.72	0.1598	CH ₃ F	4.631	0.05264
C ₂ H ₅ CN	34.16	0.1984	HCO ₂ CH ₃	10.84	0.08068
CO ₂	3.592	0.04267	CH ₃ CO ₂ CH ₃	10.91	0.1360
CS ₂	11.62	0.07685	(CH ₃) ₂ S	12.87	0.09213
CO	1.485	0.03985	C ₂ H ₅ CO ₂ CH ₃	28.86	0.1845
COS	3.933	0.05817	C ₂ H ₆	39.74	0.1937
CCl ₄	20.39	0.1383	Ne	0.2107	0.01709
Cl ₂	6.493	0.05622	NO	1.340	0.02789
C ₂ H ₅ Cl	25.43	0.1453	N ₂	1.390	0.03913
CHCl ₃	15.17	0.1022	NO ₂	5.284	0.04424
CH ₂ C ₂ H ₄ OH	31.38	0.1607	N ₂ O	3.782	0.04415
C ₂ N ₂	7.667	0.06901	C ₂ H ₂	37.32	0.2368
C ₂ H ₂	22.81	0.1424	O ₂	1.360	0.03183
C ₂ H ₄	42.16	0.2336	C ₂ H ₄	19.01	0.1460
C ₂ H ₆	48.55	0.2905	C ₂ H ₂	18.05	0.1417
C ₂ H ₂	34.97	0.2296	C ₂ H ₂	35.16	0.1963
(C ₂ H ₅) ₂ NH	19.15	0.1392	C ₂ H ₅ OC ₂ H ₅	4.631	0.05156
(CH ₃) ₂ NH	10.38	0.08570	PH ₃	4.054	0.04545
C ₂ H ₅ N(CH ₃) ₂	37.49	0.1970	PH ₃ Cl	52.94	0.1566
(C ₂ H ₅) ₂	52.79	0.2480	P	8.664	0.08445
(C ₂ H ₅) ₂ CH ₂	38.20	0.2240	C ₂ H ₂	20.11	0.1187
(C ₂ H ₅) ₂ NH	27.72	0.1820	C ₂ H ₂ CO ₂ H	16.44	0.1064
C ₂ H ₂	23.13	0.1669	C ₂ H ₂ CN	24.63	0.1619
C ₂ H ₂	45.32	0.2424	CH ₂ CO ₂ C ₂ H ₅	14.92	0.1019
C ₂ H ₂	5.489	0.06380	C ₂ H ₂ OH	14.99	0.1090
CH ₃ CO ₂ C ₂ H ₅	20.45	0.1412	C ₂ H ₂ NH ₂	35.85	0.2028
C ₂ H ₂ OH	12.02	0.03407	C ₂ H ₂ C ₂ H ₅	35.64	0.2025
C ₂ H ₂ NH ₂	10.60	0.08409	C ₂ H ₂ C ₂ H ₅	15.91	0.1141
C ₂ H ₂ C ₂ H ₅	28.60	0.1667	C ₂ H ₂ Cl	18.95	0.1280
C ₂ H ₂ CO ₂ C ₂ H ₅	30.07	0.1919	HCO ₂ C ₂ H ₅	8.379	0.08272
C ₂ H ₂ CO ₂ C ₂ H ₅	28.87	0.1994	C ₂ H ₂	36.61	0.2021
C ₂ H ₂ Cl	10.91	0.08651	C ₂ H ₂ (CH ₃) ₂	4.195	0.05571
(C ₂ H ₂) ₂ O	17.38	0.1344	SiF ₄	4.320	0.05786
HCO ₂ C ₂ H ₅	14.80	0.1058	SiH ₄	26.91	0.1642
C ₂ H ₂ SH	11.24	0.08098	SnCl ₄	6.714	0.05636
C ₂ H ₂ CO ₂ C ₂ H ₅	24.39	0.1615	SO ₂	20.72	0.1270
(C ₂ H ₂) ₂ S	18.75	0.1214	C ₂ H ₂ S	24.08	0.1463
C ₂ H ₂	4.471	0.05714	C ₂ H ₂ CH ₃	27.17	0.1831
(CH ₂ Br) ₂	13.98	0.08064	(C ₂ H ₂) ₂ N	13.02	0.1084
(CH ₂ Cl) ₂	16.91	0.1086	(CH ₂) ₂ N	4.194	0.05105
CH ₂ CHCl ₂	15.50	0.1073	Xe	30.36	0.1772
C ₂ H ₂ F	19.93	0.1286	C ₂ H ₂ (CH ₃) ₂	29.98	0.1755
GeCl ₄	22.60	0.1485	C ₂ H ₂ (CH ₃) ₂	30.93	0.1809
He	0.33412	0.02370	H ₂ O	5.464	0.03049
C ₂ H ₂	31.51	0.2065			

Table C.1: Heat Capacities of Gases in the Ideal-Gas State[†]Constants in equation $C_p^{ig}/R = A + BT + CT^2 + DT^{-2}$ T (kelvins) from 298 to T_{max}

Chemical species	T_{max}	A	$10^3 B$	$10^6 C$	$10^{-5} D$
Paraffins:					
Methane	CH ₄	1500	1.702	9.081	-2.164
Ethane	C ₂ H ₆	1500	1.131	19.225	-5.561
Propane	C ₃ H ₈	1500	1.213	28.785	-8.824
<i>n</i> -Butane	C ₄ H ₁₀	1500	1.935	36.915	-11.402
<i>iso</i> -Butane	C ₄ H ₁₀	1500	1.677	37.853	-11.945
<i>n</i> -Pentane	C ₅ H ₁₂	1500	2.464	45.351	-14.111
<i>n</i> -Hexane	C ₆ H ₁₄	1500	3.025	53.722	-16.791
<i>n</i> -Heptane	C ₇ H ₁₆	1500	3.570	62.127	-19.486
<i>n</i> -Octane	C ₈ H ₁₈	1500	8.163	70.567	-22.208
1-Alkenes:					
Ethylene	C ₂ H ₄	1500	1.424	14.394	-4.392
Propylene	C ₃ H ₆	1500	1.637	22.706	-6.915
1-Butene	C ₄ H ₈	1500	1.967	31.630	-9.873
1-Pentene	C ₅ H ₁₀	1500	2.691	39.753	-12.447
1-Hexene	C ₆ H ₁₂	1500	3.220	48.189	-15.157
1-Heptene	C ₇ H ₁₄	1500	3.768	56.588	-17.847
1-Octene	C ₈ H ₁₆	1500	4.324	64.960	-20.521
Miscellaneous organics:					
Acetaldehyde	C ₂ H ₄ O	1000	1.693	17.978	-6.158
Acetylene	C ₂ H ₂	1500	6.132	1.952 -1.299
Benzene	C ₆ H ₆	1500	-0.206	39.064	-13.301
1,3-Butadiene	C ₄ H ₆	1500	2.734	26.786	-8.882
Cyclohexane	C ₆ H ₁₂	1500	-3.876	63.249	-20.928
Ethanol	C ₂ H ₆ O	1500	3.518	20.001	-6.002
Ethylbenzene	C ₈ H ₁₀	1500	1.124	55.380	-18.476
Ethylene oxide	C ₂ H ₄ O	1000	-0.385	23.463	-9.296
Formaldehyde	CH ₂ O	1500	2.264	7.022	-1.877
Methanol	CH ₄ O	1500	2.211	12.216	-3.450
Toluene	C ₇ H ₈	1500	0.290	47.052	-15.716
Styrene	C ₈ H ₈	1500	2.050	50.192	-16.662
Miscellaneous inorganics:					
Air		2000	3.355	0.575 -0.016
Ammonia	NH ₃	1800	3.578	3.020 -0.186
Bromine	Br ₂	3000	4.493	0.056 -0.154
Carbon monoxide	CO	2500	3.376	0.557 -0.031
Carbon dioxide	CO ₂	2000	5.457	1.045 -1.157
Carbon disulfide	CS ₂	1800	6.311	0.805 -0.906
Chlorine	Cl ₂	3000	4.442	0.089 -0.344
Hydrogen	H ₂	3000	3.249	0.422 0.083
Hydrogen sulfide	H ₂ S	2300	3.931	1.490 -0.232
Hydrogen chloride	HCl	2000	3.156	0.623 0.151
Hydrogen cyanide	HCN	2500	4.736	1.359 -0.725
Nitrogen	N ₂	2000	3.280	0.593 0.040
Nitrous oxide	N ₂ O	2000	5.328	1.214 -0.928
Nitric oxide	NO	2000	3.387	0.629 0.014
Nitrogen dioxide	NO ₂	2000	4.982	1.195 -0.792
Dinitrogen tetroxide	N ₂ O ₄	2000	11.660	2.257 -2.787
Oxygen	O ₂	2000	3.639	0.506 -0.227
Sulfur dioxide	SO ₂	2000	5.699	0.801 -1.015
Sulfur trioxide	SO ₃	2000	8.060	1.056 -2.028
Water	H ₂ O	2000	3.470	1.450 0.121

[†] Selected from H. M. Spencer, *Ind. Eng. Chem.*, vol. 40, pp. 2152-2154, 1948; K. K. Kelley, *U.S. Bur. Mines Bull.* 584, 1960; L. B. Pankratz, *U.S. Bur. Mines Bull.* 672, 1982.

Table C.2: Heat Capacities of Solids[†]

Constants for the equation $C_P/R = A + BT + DT^{-2}$
 T (kelvins) from 298 K to T_{\max}

Chemical species	T_{\max}	A	$10^3 B$	$10^{-5} D$
CaO	2000	6.104	0.443	-1.047
CaCO ₃	1200	12.572	2.637	-3.120
Ca(OH) ₂	700	9.597	5.435	
CaC ₂	720	8.254	1.429	-1.042
CaCl ₂	1055	8.646	1.530	-0.302
C(graphite)	2000	1.771	0.771	-0.867
Cu	1357	2.677	0.815	0.035
CuO	1400	5.780	0.973	-0.874
Fe(α)	1043	-0.111	6.111	1.150
Fe ₂ O ₃	960	11.812	9.697	-1.976
Fe ₃ O ₄	850	9.594	27.112	0.409
FeS	411	2.612	13.286	
I ₂	386.8	6.481	1.502	
NH ₄ Cl	458	5.939	16.105	
Na	371	1.988	4.688	
NaCl	1073	5.526	1.963	
NaOH	566	0.121	16.316	1.948
NaHCO ₃	400	5.123	18.148	
S (rhombic)	368.3	4.114	-1.728	-0.783
SiO ₂ (quartz)	847	4.871	5.365	-1.001

[†]Selected from K. K. Kelley, *U.S. Bur. Mines Bull.* 584, 1960;
 L. B. Pankratz, *U.S. Bur. Mines Bull.* 672, 1982.

Table C.3: Heat Capacities of Liquids[†]

Constants for the equation $C_P/R = A + BT + CT^2$
 T from 273.15 to 373.15 K

Chemical species	A	$10^3 B$	$10^6 C$
Ammonia	22.626	-100.75	192.71
Aniline	15.819	29.03	-15.80
Benzene	-0.747	67.96	-37.78
1,3-Butadiene	22.711	-87.96	205.79
Carbon tetrachloride	21.155	-48.28	101.14
Chlorobenzene	11.278	32.86	-31.90
Chloroform	19.215	-42.89	93.01
Cyclohexane	-9.048	141.38	-161.62
Ethanol	33.866	-172.60	319.17
Ethylene oxide	21.039	-86.41	172.28
Methanol	13.431	-51.28	131.13
<i>n</i> -Propanol	41.653	-210.32	417.20
Sulfur trioxide	-2.930	137.08	-84.73
Toluene	15.133	6.79	16.35
Water	8.712	1.25	-0.18

[†]Based on correlations presented by J. W. Miller, Jr., G. R. Schorr,
 and C. L. Yaws, *Chem. Eng.*, vol. 83(23), p. 129, 1976.

Table C.4: Standard Enthalpies and Gibbs Energies of Formation at 298.15 K[†]

Joules per mole of the substance formed

Chemical species		State (Note 2)	$\Delta H_{f,298}^{\circ}$	$\Delta G_{f,298}^{\circ}$
Paraffins:				
Methane	CH ₄	(g)	-74,520	-50,460
Ethane	C ₂ H ₆	(g)	-83,820	-31,855
Propane	C ₃ H ₈	(g)	-104,680	-24,290
<i>n</i> -Butane	C ₄ H ₁₀	(g)	-125,790	-16,570
<i>n</i> -Pentane	C ₅ H ₁₂	(g)	-146,760	-8,650
<i>n</i> -Hexane	C ₆ H ₁₄	(g)	-166,920	150
<i>n</i> -Heptane	C ₇ H ₁₄	(g)	-187,780	8,260
<i>n</i> -Octane	C ₈ H ₁₆	(g)	-208,750	16,260
1-Alkenes:				
Ethylene	C ₂ H ₄	(g)	52,510	68,460
Propylene	C ₃ H ₆	(g)	19,710	62,205
1-Butene	C ₄ H ₈	(g)	-540	70,340
1-Pentene	C ₅ H ₁₀	(g)	-21,280	78,410
1-Hexene	C ₆ H ₁₂	(g)	-41,950	86,830
1-Heptene	C ₇ H ₁₄	(g)	-62,760	
Miscellaneous organics:				
Acetaldehyde	C ₂ H ₄ O	(g)	-166,190	-128,860
Acetic acid	C ₂ H ₄ O ₂	(l)	-484,500	-389,900
Acetylene	C ₂ H ₂	(g)	227,480	209,970
Benzene	C ₆ H ₆	(g)	82,930	129,665
Benzene	C ₆ H ₆	(l)	49,080	124,520
1,3-Butadiene	C ₄ H ₆	(g)	109,240	149,795
Cyclohexane	C ₆ H ₁₂	(g)	-123,140	31,920
Cyclohexane	C ₆ H ₁₂	(l)	-156,230	26,850
1,2-Ethanedio	C ₂ H ₆ O ₂	(l)	-454,800	-323,080
Ethanol	C ₂ H ₆ O	(g)	-235,100	-168,490
Ethanol	C ₂ H ₆ O	(l)	-277,690	-174,780
Ethylbenzene	C ₈ H ₁₀	(g)	29,920	130,890
Ethylene oxide	C ₂ H ₄ O	(g)	-52,630	-13,010
Formaldehyde	CH ₂ O	(g)	-108,570	-102,530
Methanol	CH ₄ O	(g)	-200,660	-161,960
Methanol	CH ₄ O	(l)	-238,660	-166,270
Methylcyclohexane	C ₇ H ₁₄	(g)	-154,770	27,480
Methylcyclohexane	C ₇ H ₁₄	(l)	-190,160	20,560
Styrene	C ₈ H ₈	(g)	147,360	213,900
Toluene	C ₇ H ₈	(g)	50,170	122,050
Toluene	C ₇ H ₈	(l)	12,180	113,630

Table C.4 (Continued)

Chemical species		State (Note 2)	$\Delta H_{f,298}^{\circ}$	$\Delta G_{f,298}^{\circ}$
Miscellaneous inorganics:				
Ammonia	NH ₃	(g)	-46,110	-16,150
Ammonia	NH ₃	(aq)		-26,500
Calcium carbide	CaC ₂	(s)	-59,800	-64,900
Calcium carbonate	CaCO ₃	(s)	-1,206,920	-1,128,790
Calcium chloride	CaCl ₂	(s)	-795,800	-748,100
Calcium chloride	CaCl ₂	(aq)		-8,101,900
Calcium chloride	CaCl ₂ ·6H ₂ O	(s)	-2,607,900	
Calcium hydroxide	Ca(OH) ₂	(s)	-986,090	-898,490
Calcium hydroxide	Ca(OH) ₂	(aq)		-868,070
Calcium oxide	CaO	(s)	-635,090	-604,030
Carbon dioxide	CO ₂	(g)	-393,509	-391,359
Carbon monoxide	CO	(g)	-110,525	-137,169
Hydrochloric acid	HCl	(g)	-92,307	-95,299
Hydrogen cyanide	HCN	(g)	135,100	124,700
Hydrogen sulfide	H ₂ S	(g)	-20,630	-33,560
Iron oxide	FeO	(s)	-272,000	
Iron oxide(hematite)	Fe ₂ O ₃	(s)	-824,200	-742,200
Iron oxide(magnetite)	Fe ₃ O ₄	(s)	-1,118,400	-1,015,400
Iron sulfide(pyrite)	FeS ₂	(s)	-178,200	-166,900
Lithium chloride	LiCl	(s)	-408,610	
Lithium chloride	LiCl·H ₂ O	(s)	-712,580	
Lithium chloride	LiCl·2H ₂ O	(s)	-1,012,650	
Lithium chloride	LiCl·3H ₂ O	(s)	-1,311,300	
Nitric acid	HNO ₃	(l)	-174,100	-80,710
Nitric acid	HNO ₃	(aq)		-111,250
Nitrogen oxides	NO	(g)	90,250	86,550
	NO ₂	(g)	33,180	51,310
	N ₂ O	(g)	82,050	104,200
	N ₂ O ₄	(g)	9,160	97,540
	Sodium carbonate	Na ₂ CO ₃	(s)	-1,130,680
Sodium carbonate	Na ₂ CO ₃ ·10H ₂ O	(s)	-4,081,320	
Sodium chloride	NaCl	(s)	-411,153	-384,138
Sodium chloride	NaCl	(aq)		-393,133
Sodium hydroxide	NaOH	(s)	-425,609	-379,494
Sodium hydroxide	NaOH	(aq)		-419,150
Sulfur dioxide	SO ₂	(g)	-296,830	-300,194
Sulfur trioxide	SO ₃	(g)	-395,720	-371,060
Sulfur trioxide	SO ₃	(l)	-441,040	
Sulfuric acid	H ₂ SO ₄	(l)	-813,989	-690,003
Sulfuric acid	H ₂ SO ₄	(aq)		-744,530
Water	H ₂ O	(g)	-241,818	-228,572
Water	H ₂ O	(l)	-285,830	-237,129

†Taken from *TRC Thermodynamic Tables—Hydrocarbons*, Thermodynamics Research Center, Texas A & M Univ. System, College Station, Texas; "The NBS Tables of Chemical Thermodynamic Properties," *J. Physical and Chemical Reference Data*, vol. 11, supp. 2, 1982.

Notes

1. The standard Gibbs energy of formation $\Delta G_{f,298}^{\circ}$ is the change in the Gibbs energy when 1 mol of the listed compound is formed from its elements with each substance in its standard state at 298.15 K (25°C).
2. Standard states: (a) Gases (g): the pure ideal gas at 1 bar and 25°C. (b) Liquids (l) and solids (s): the pure substance at 1 bar and 25°C. (c) Solutes in aqueous solution (aq): The hypothetical ideal 1-molal solution of the solute in water at 1 bar and 25°C.

TERMODİNAMİK EŞİTLİKLER

$$d(nU) = dQ + dW$$

$$dW_{ir} = -Pd(nV), \quad dQ_{ir} = Td(nS) \Rightarrow d(nU) = Td(nS) - Pd(nV)$$

$$H \equiv U + PV \Rightarrow d(nH) = Td(nS) + (nV)dP$$

$$A \equiv U - TS \Rightarrow d(nA) = -Pd(nV) - (nS)dT$$

$$G \equiv H - TS \Rightarrow d(nG) = (nV)dP - (nS)dT$$

$$H - TS = U + PV - TS = \frac{\Delta H_{vap}}{T}$$

$$\left(\frac{\partial U}{\partial S}\right)_V = T; \quad \left(\frac{\partial U}{\partial V}\right)_S = -P; \quad \left(\frac{\partial H}{\partial S}\right)_P = T; \quad \left(\frac{\partial H}{\partial P}\right)_S = V \quad \left(\frac{\partial U}{\partial V}\right)_T = T\left(\frac{\partial P}{\partial T}\right)_V - P$$

$$\left(\frac{\partial A}{\partial T}\right)_V = -S; \quad \left(\frac{\partial A}{\partial V}\right)_T = -P; \quad \left(\frac{\partial G}{\partial T}\right)_P = -S; \quad \left(\frac{\partial G}{\partial P}\right)_T = V$$

Maxwell Eşitlikleri:

$$\left(\frac{\partial T}{\partial V}\right)_S = -\left(\frac{\partial P}{\partial S}\right)_V; \quad \left(\frac{\partial T}{\partial P}\right)_S = \left(\frac{\partial V}{\partial S}\right)_P; \quad \left(\frac{\partial S}{\partial V}\right)_T = \left(\frac{\partial P}{\partial T}\right)_V; \quad \left(\frac{\partial S}{\partial P}\right)_T = -\left(\frac{\partial V}{\partial T}\right)_P$$

$$C_p = \left(\frac{\partial H}{\partial T}\right)_P; \quad C_v = \left(\frac{\partial U}{\partial T}\right)_V$$

$$\Delta S^{ig} = C_p \ln \frac{T_2}{T_1} - R \ln \frac{P_2}{P_1}$$

$$dH = C_p dT + \left[V - T \left(\frac{\partial V}{\partial T}\right)_P \right] dP$$

$$dS = C_p \frac{dT}{T} - \left(\frac{\partial V}{\partial T}\right)_P dP; \quad dS^{ig} = C_p^{ig} \frac{dT}{T} - R \frac{dP}{P}$$

$$\beta \equiv \frac{1}{V} \left(\frac{\partial V}{\partial T}\right)_P; \quad \kappa \equiv -\frac{1}{V} \left(\frac{\partial V}{\partial P}\right)_T$$

$$\left(\frac{\partial S}{\partial P}\right)_T = -\beta V; \quad \left(\frac{\partial H}{\partial P}\right)_T = (1 - \beta T)V$$

$$\left(\frac{\partial U}{\partial P}\right)_T = \left(\frac{\partial H}{\partial P}\right)_T - P \left(\frac{\partial V}{\partial P}\right)_T - V = (\kappa P - \beta T)V$$

$$dH = C_p dT + V(1 - \beta T)dP$$

$$dS = C_p \frac{dT}{T} - \beta V dP$$

$$dG = VdP - SdT \Rightarrow G = G(P, T)$$

$$d\left(\frac{G}{RT}\right) = \frac{1}{RT}dG - \frac{G}{RT^2}dT$$

$$d\left(\frac{G}{RT}\right) = \frac{V}{RT}dP - \frac{H}{RT^2}dT \Rightarrow \frac{V}{RT} = \left[\frac{\partial(G/RT)}{\partial P}\right]_T; \frac{H}{RT} = -T\left[\frac{\partial(G/RT)}{\partial T}\right]_P$$

$$\frac{S}{R} = \frac{H}{RT} - \frac{G}{RT}$$

$$\frac{U}{RT} = \frac{H}{RT} - \frac{PV}{RT}$$

$$dA = -PdV - SdT \Rightarrow A = A(V, T)$$

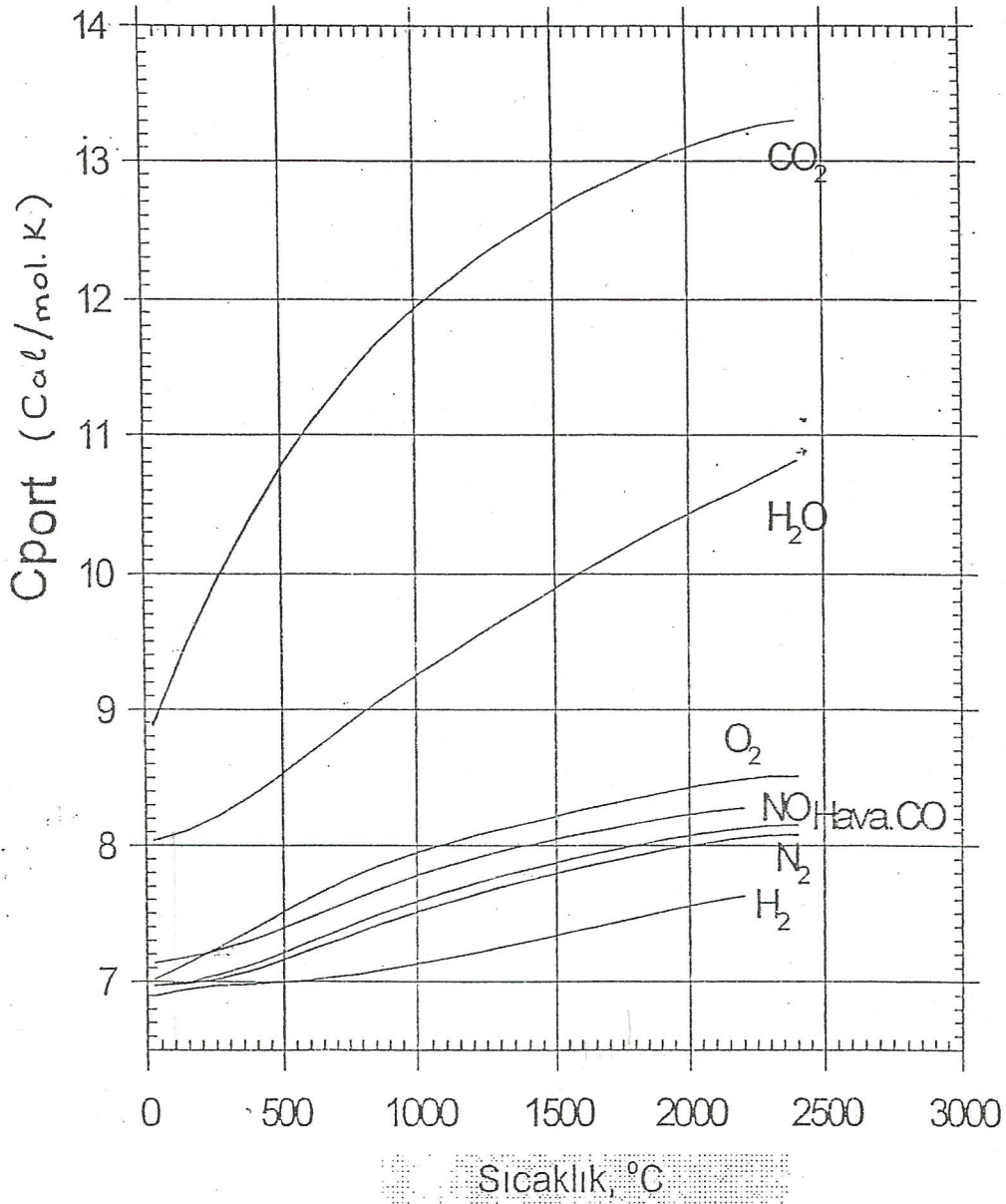
$$d\left(\frac{A}{RT}\right) = -\frac{P}{RT}dV - \frac{U}{RT^2}dT$$

$$\frac{P}{RT} = -\left[\frac{\partial(A/RT)}{\partial V}\right]_T; \frac{U}{RT} = -T\left[\frac{\partial(A/RT)}{\partial T}\right]_V$$

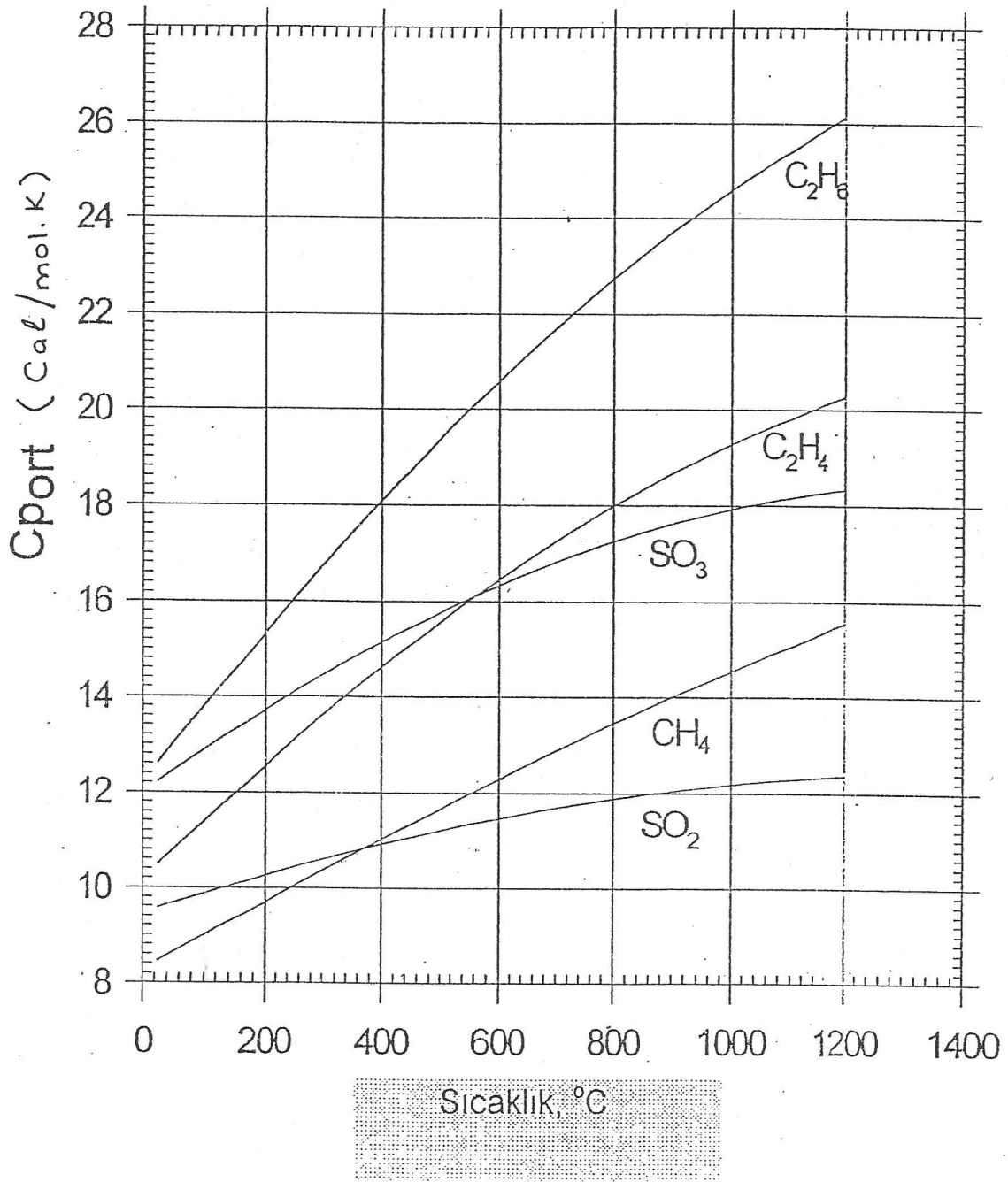
$$\frac{S}{R} = \frac{U}{RT} - \frac{A}{RT}$$

$$\frac{H}{RT} = \frac{U}{RT} + \frac{PV}{RT}$$

3639



Şekil 1.7. 25 °C ile değişik sıcaklıklar arasında bazı gazların ortalama molal ısı kapasiteleri



Şekil 1.8: 25 °C ile değişik sıcaklıklar arasında bazı gazların ortalama molal ısı kapasiteleri

APPENDIX A

CONVERSION FACTORS AND VALUES OF THE GAS CONSTANT

Because standard reference books contain data in diverse units, we include Tables A.1 and A.2 to aid the conversion of values from one set of units to another. Those units having no connection with the SI system are enclosed in parentheses. The following definitions are noted:

- (ft) \equiv U.S. defined foot $\equiv 3.048 \times 10^{-1}$ m
- (in) \equiv U.S. defined inch $\equiv 2.54 \times 10^{-2}$ m
- (lb_m) \equiv U.S. defined pound *mass* (avoirdupois)
 $\equiv 4.5359237 \times 10^{-1}$ kg
- (lbf) \equiv force to accelerate 1 (lb_m) by 32.1740 (ft) s⁻²
- (atm) \equiv standard atmospheric pressure $\equiv 101,325$ Pa
- (psia) \equiv pounds *force* per square inch absolute pressure
- (torr) \equiv pressure exerted by 1 mm mercury at 0°C and standard gravity
- (cal) \equiv thermochemical calorie
- (Btu) \equiv international steam table British thermal unit
- (lb mole) \equiv mass in pounds *mass* with numerical value equal to the molar mass
- (R) \equiv absolute temperature in Rankines

The conversion factors of Table A.1 are referred to a single basic or derived unit of the SI system. Conversions between other pairs of units for a given quantity are made as in the following example:

$$1 \text{ bar} = 0.986923(\text{atm}) = 750.061(\text{torr})$$

thus

$$1(\text{atm}) = \frac{750.061}{0.986923} = 760.00(\text{torr})$$

Table A.1: Conversion factors

Quantity	Conversion
Length	1 m = 100 cm
	= 3.28084(ft) = 39.3701(in)
Mass	1 kg = 10 ³ g
	= 2.20462(lb _m)
Force	1 N = 1 kg m s ⁻²
	= 10 ⁷ (dyne)
	= 0.224809(lbf)
Pressure	1 bar = 10 ⁵ kg m ⁻¹ s ⁻² = 10 ⁵ N m ⁻²
	= 10 ⁵ Pa = 10 ² kPa
	= 10 ⁶ (dyne) cm ⁻²
	= 0.986923(atm)
	= 14.5038(psia)
= 750.061(torr)	
Volume	1 m ³ = 10 ⁶ cm ³
	= 35.3147(ft) ³
Density	1 g cm ⁻³ = 10 ³ kg m ⁻³
	= 62.4278(lb _m)(ft) ⁻³
Energy	1 J = 1 kg m ² s ⁻² = 1 N m
	= 1 m ³ Pa = 10 ⁻⁵ m ³ bar = 10 cm ³ bar
	= 9.86923 cm ³ (atm)
	= 10 ⁷ (dyne) cm = 10 ⁷ (e.r.)
	= 0.239006(cal)
	= 5.12197 × 10 ⁻³ (ft) ³ (psia) = 0.737562(tt)(lbf)
= 9.47831 × 10 ⁻⁴ (Btu)	
Power	1 kW = 10 ³ W = 10 ³ kg m ² s ⁻³ = 10 ³ J s ⁻¹
	= 239,006(cal) s ⁻¹
	= 737,562(ft)(lbf) s ⁻¹
	= 0.947831(Btu) s ⁻¹
= 1.34102(hp)	

Table A.2: Values of the universal gas constant

$$R = 8.314 \text{ J mol}^{-1} \text{ K}^{-1} = 8.314 \text{ m}^3 \text{ Pa mol}^{-1} \text{ K}^{-1}$$

$$= 83.14 \text{ cm}^3 \text{ bar mol}^{-1} \text{ K}^{-1} = 8.314 \text{ cm}^3 \text{ kPa mol}^{-1} \text{ K}^{-1}$$

$$= 82.06 \text{ cm}^3(\text{atm}) \text{ mol}^{-1} \text{ K}^{-1} = 62,356 \text{ cm}^3(\text{torr}) \text{ mol}^{-1} \text{ K}^{-1}$$

$$= 1.987(\text{cal}) \text{ mol}^{-1} \text{ K}^{-1} = 1.986(\text{Btu})(\text{lb mole})^{-1}(\text{R})^{-1}$$

$$= 0.7302(\text{ft})^3(\text{atm})(\text{lb mole})^{-1}(\text{R})^{-1} = 10.73(\text{ft})^3(\text{psia})(\text{lb mole})^{-1}(\text{R})^{-1}$$

$$= 1.545(\text{ft})(\text{lbf})(\text{lb mole})^{-1}(\text{R})^{-1}$$

4-52 THERMODYNAMICS

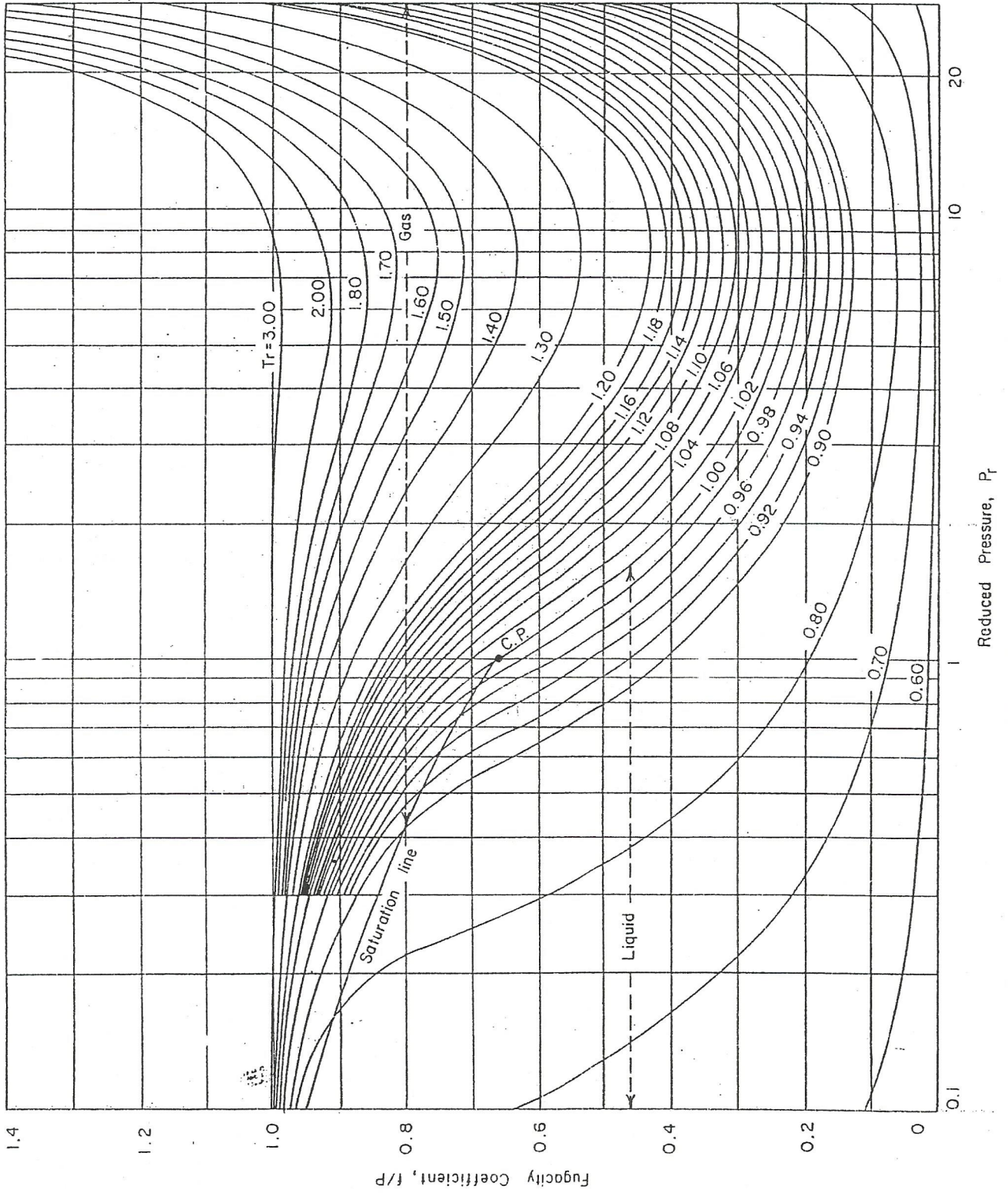
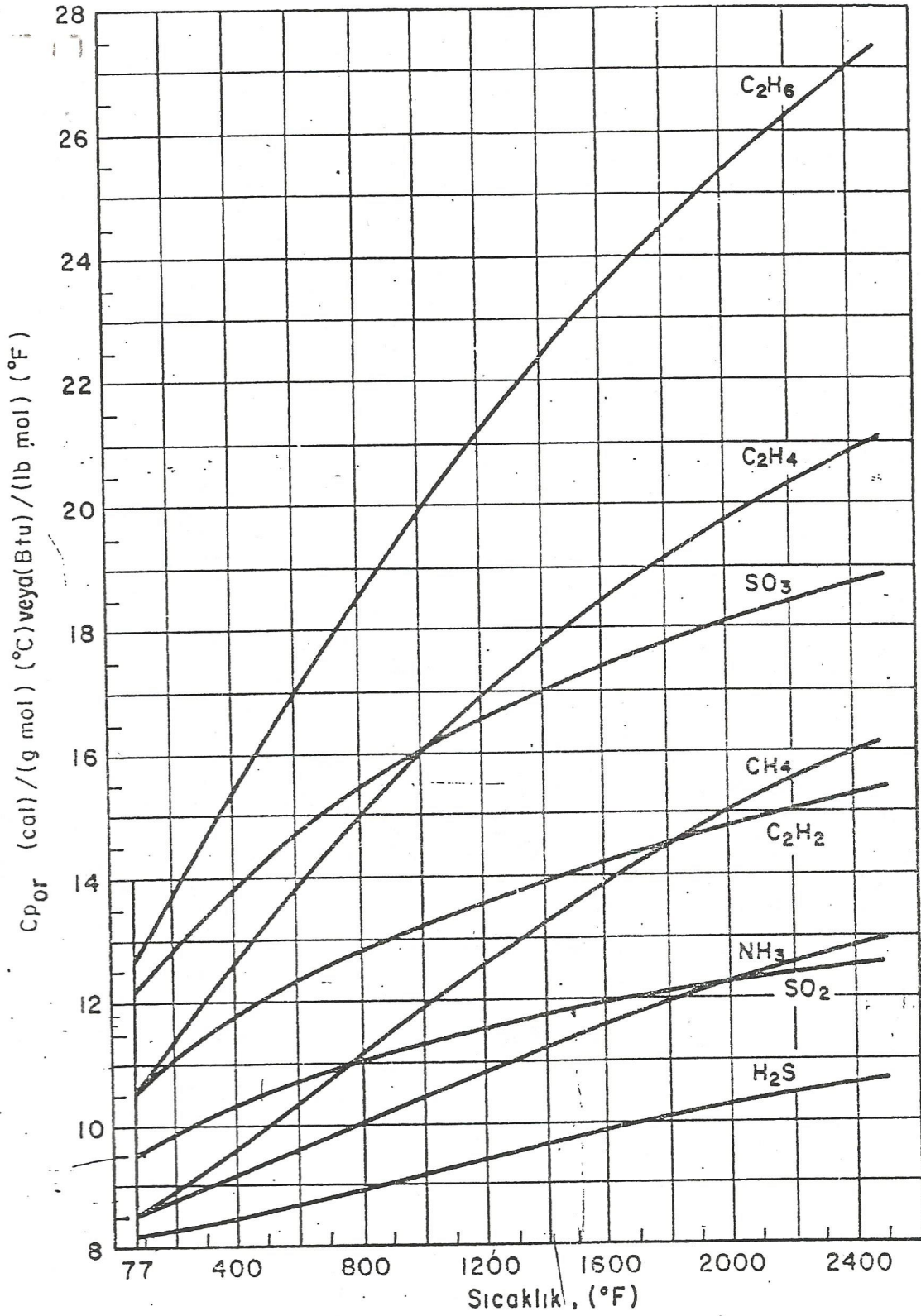


Fig. 4-21a. Fugacity coefficient $\phi = f/P$ for gases and liquids as a function of $T = T/T_c$ and $P = P/P_c$. (Based on Table 51 for



Şekil A.4 Bazı gazların ortalama sabit basınç özgül ısı kapasiteleri, $t_0 = 77$ (°F)

TABLE A-13 Properties of Saturated Ammonia (Liquid-Vapor): Temperature Table

Temp. °C	Press. bar	Specific Volume m ³ /kg		Internal Energy kJ/kg		Enthalpy kJ/kg			Entropy kJ/kg · K		Temp. °C
		Sat. Liquid $v_f \times 10^3$	Sat. Vapor v_g	Sat. Liquid u_f	Sat. Vapor u_g	Sat. Liquid h_f	Evap. h_{fg}	Sat. Vapor h_g	Sat. Liquid s_f	Sat. Vapor s_g	
-50	0.4086	1.4245	2.6265	-43.94	1264.99	-43.88	1416.20	1372.32	-0.1922	6.1543	-50
-45	0.5453	1.4367	2.0060	-22.03	1271.19	-21.95	1402.52	1380.57	-0.0951	6.0523	-45
-40	0.7174	1.4493	1.5524	-0.10	1277.20	0.00	1388.56	1388.56	0.0000	5.9557	-40
-36	0.8850	1.4597	1.2757	17.47	1281.87	17.60	1377.17	1394.77	0.0747	5.8819	-36
-32	1.0832	1.4703	1.0561	35.09	1286.41	35.25	1365.55	1400.81	0.1484	5.8111	-32
-30	1.1950	1.4757	0.9634	43.93	1288.63	44.10	1359.65	1403.75	0.1849	5.7767	-30
-28	1.3159	1.4812	0.8803	52.78	1290.82	52.97	1353.68	1406.66	0.2212	5.7430	-28
-26	1.4465	1.4867	0.8056	61.65	1292.97	61.86	1347.65	1409.51	0.2572	5.7100	-26
-22	1.7390	1.4980	0.6780	79.46	1297.18	79.72	1335.36	1415.08	0.3287	5.6457	-22
-20	1.9019	1.5038	0.6233	88.40	1299.23	88.68	1329.10	1417.79	0.3642	5.6144	-20
-18	2.0769	1.5096	0.5739	97.36	1301.25	97.68	1322.77	1420.45	0.3994	5.5837	-18
-16	2.2644	1.5155	0.5291	106.36	1303.23	106.70	1316.35	1423.05	0.4346	5.5536	-16
-14	2.4652	1.5215	0.4885	115.37	1305.17	115.75	1309.86	1425.61	0.4695	5.5239	-14
-12	2.6798	1.5276	0.4516	124.42	1307.08	124.83	1303.28	1428.11	0.5043	5.4948	-12
-10	2.9089	1.5338	0.4180	133.50	1308.95	133.94	1296.61	1430.55	0.5389	5.4662	-10
-8	3.1532	1.5400	0.3874	142.60	1310.78	143.09	1289.86	1432.95	0.5734	5.4380	-8
-6	3.4134	1.5464	0.3595	151.74	1312.57	152.26	1283.02	1435.28	0.6077	5.4103	-6
-4	3.6901	1.5528	0.3340	160.88	1314.32	161.46	1276.10	1437.56	0.6418	5.3831	-4
-2	3.9842	1.5594	0.3106	170.07	1316.04	170.69	1269.08	1439.78	0.6759	5.3562	-2
0	4.2962	1.5660	0.2892	179.29	1317.71	179.96	1261.97	1441.94	0.7097	5.3298	0
2	4.6270	1.5727	0.2695	188.53	1319.34	189.26	1254.77	1444.03	0.7435	5.3038	2
4	4.9773	1.5796	0.2514	197.80	1320.92	198.59	1247.48	1446.07	0.7770	5.2781	4
6	5.3479	1.5866	0.2348	207.10	1322.47	207.95	1240.09	1448.04	0.8105	5.2529	6
8	5.7395	1.5936	0.2195	216.42	1323.96	217.34	1232.61	1449.94	0.8438	5.2279	8
10	6.1529	1.6008	0.2054	225.77	1325.42	226.75	1225.03	1451.78	0.8769	5.2033	10
12	6.5890	1.6081	0.1923	235.14	1326.82	236.20	1217.35	1453.55	0.9099	5.1791	12
16	7.5324	1.6231	0.1691	253.95	1329.48	255.18	1201.70	1456.87	0.9755	5.1314	16
20	8.5762	1.6386	0.1492	272.86	1331.94	274.26	1185.64	1459.90	1.0404	5.0849	20
24	9.7274	1.6547	0.1320	291.84	1334.19	293.45	1169.16	1462.61	1.1048	5.0394	24
28	10.993	1.6714	0.1172	310.92	1336.20	312.75	1152.24	1465.00	1.1686	4.9948	28
32	12.380	1.6887	0.1043	330.07	1337.97	332.17	1134.87	1467.03	1.2319	4.9509	32
36	13.896	1.7068	0.0930	349.32	1339.47	351.69	1117.00	1468.70	1.2946	4.9078	36
40	15.549	1.7256	0.0831	368.67	1340.70	371.35	1098.62	1469.97	1.3569	4.8652	40
45	17.819	1.7503	0.0725	393.01	1341.81	396.13	1074.84	1470.96	1.4341	4.8125	45
50	20.331	1.7765	0.0634	417.56	1342.42	421.17	1050.09	1471.26	1.5109	4.7604	50

Ammonia

Source: Tables A-13 through A-15 are calculated based on equations from L. Haar and J. S. Gallagher, "Thermodynamic Properties of Ammonia," *J. Phys. Chem. Reference Data*, Vol. 7, 1978, pp. 635-792.

TABLE A-14 Properties of Saturated Ammonia (Liquid-Vapor): Pressure Table

Press. bar	Temp. °C	Specific Volume m ³ /kg		Internal Energy kJ/kg		Enthalpy kJ/kg			Entropy kJ/kg · K		Press. bar
		Sat. Liquid $v_f \times 10^3$	Sat. Vapor v_g	Sat. Liquid u_f	Sat. Vapor u_g	Sat. Liquid h_f	Evap. h_{fg}	Sat. Vapor h_g	Sat. Liquid s_f	Sat. Vapor s_g	
0.40	-50.36	1.4236	2.6795	-45.52	1264.54	-45.46	1417.18	1371.72	-0.1992	6.1618	0.40
0.50	-46.53	1.4330	2.1752	-28.73	1269.31	-28.66	1406.73	1378.07	-0.1245	6.0829	0.50
0.60	-43.28	1.4410	1.8345	-14.51	1273.27	-14.42	1397.76	1383.34	-0.0622	6.0186	0.60
0.70	-40.46	1.4482	1.5884	-2.11	1276.66	-2.01	1389.85	1387.84	-0.0086	5.9643	0.70
0.80	-37.94	1.4546	1.4020	8.93	1279.61	9.04	1382.73	1391.78	0.0386	5.9174	0.80
0.90	-35.67	1.4605	1.2559	18.91	1282.24	19.04	1376.23	1395.27	0.0808	5.8760	0.90
1.00	-33.60	1.4660	1.1381	28.03	1284.61	28.18	1370.23	1398.41	0.1191	5.8391	1.00
1.25	-29.07	1.4782	0.9237	48.03	1289.65	48.22	1356.89	1405.11	0.2018	5.7610	1.25
1.50	-25.22	1.4889	0.7787	65.10	1293.80	65.32	1345.28	1410.61	0.2712	5.6973	1.50
1.75	-21.86	1.4984	0.6740	80.08	1297.33	80.35	1334.92	1415.27	0.3312	5.6435	1.75
2.00	-18.86	1.5071	0.5946	93.50	1300.39	93.80	1325.51	1419.31	0.3843	5.5969	2.00
2.25	-16.15	1.5151	0.5323	105.68	1303.08	106.03	1316.83	1422.86	0.4319	5.5558	2.25
2.50	-13.67	1.5225	0.4821	116.88	1305.49	117.26	1308.76	1426.03	0.4753	5.5190	2.50
2.75	-11.37	1.5295	0.4408	127.26	1307.67	127.68	1301.20	1428.88	0.5152	5.4858	2.75
3.00	-9.24	1.5361	0.4061	136.96	1309.65	137.42	1294.05	1431.47	0.5520	5.4554	3.00
3.25	-7.24	1.5424	0.3765	146.06	1311.46	146.57	1287.27	1433.84	0.5864	5.4275	3.25
3.50	-5.36	1.5484	0.3511	154.66	1313.14	155.20	1280.81	1436.01	0.6186	5.4016	3.50
3.75	-3.58	1.5542	0.3289	162.80	1314.68	163.38	1274.64	1438.03	0.6489	5.3774	3.75
4.00	-1.90	1.5597	0.3094	170.55	1316.12	171.18	1268.71	1439.89	0.6776	5.3548	4.00
4.25	-0.29	1.5650	0.2921	177.96	1317.47	178.62	1263.01	1441.63	0.7048	5.3336	4.25
4.50	1.25	1.5702	0.2767	185.04	1318.73	185.75	1257.50	1443.25	0.7308	5.3135	4.50
4.75	2.72	1.5752	0.2629	191.84	1319.91	192.59	1252.18	1444.77	0.7555	5.2946	4.75
5.00	4.13	1.5800	0.2503	198.39	1321.02	199.18	1247.02	1446.19	0.7791	5.2765	5.00
5.25	5.48	1.5847	0.2390	204.69	1322.07	205.52	1242.01	1447.53	0.8018	5.2594	5.25
5.50	6.79	1.5893	0.2286	210.78	1323.06	211.65	1237.15	1448.80	0.8236	5.2430	5.50
5.75	8.05	1.5938	0.2191	216.66	1324.00	217.58	1232.41	1449.99	0.8446	5.2273	5.75
6.00	9.27	1.5982	0.2104	222.37	1324.89	223.32	1227.79	1451.12	0.8649	5.2122	6.00
7.00	13.79	1.6148	0.1815	243.56	1328.04	244.69	1210.38	1455.07	0.9394	5.1576	7.00
8.00	17.84	1.6302	0.1596	262.64	1330.64	263.95	1194.36	1458.30	1.0054	5.1099	8.00
9.00	21.52	1.6446	0.1424	280.05	1332.82	281.53	1179.44	1460.97	1.0649	5.0675	9.00
10.00	24.89	1.6584	0.1285	296.10	1334.66	297.76	1165.42	1463.18	1.1191	5.0294	10.00
12.00	30.94	1.6841	0.1075	324.99	1337.52	327.01	1139.52	1466.53	1.2152	4.9625	12.00
14.00	36.26	1.7080	0.0923	350.58	1339.56	352.97	1115.82	1468.79	1.2987	4.9050	14.00
16.00	41.03	1.7306	0.0808	373.69	1340.97	376.46	1093.77	1470.23	1.3729	4.8542	16.00
18.00	45.38	1.7522	0.0717	394.85	1341.88	398.00	1073.01	1471.01	1.4399	4.8086	18.00
20.00	49.37	1.7731	0.0644	414.44	1342.37	417.99	1053.27	1471.26	1.5012	4.7670	20.00

TABLE A-15 Properties of Superheated Ammonia Vapor

T °C	v m ³ /kg	u kJ/kg	h kJ/kg	s kJ/kg · K	v m ³ /kg	u kJ/kg	h kJ/kg	s kJ/kg · K
$p = 0.4 \text{ bar} = 0.04 \text{ MPa}$ ($T_{\text{sat}} = -50.36^\circ\text{C}$)					$p = 0.6 \text{ bar} = 0.06 \text{ MPa}$ ($T_{\text{sat}} = -43.28^\circ\text{C}$)			
Sat.	2.6795	1264.54	1371.72	6.1618	1.8345	1273.27	1383.34	6.0186
-50	2.6841	1265.11	1372.48	6.1652				
-45	2.7481	1273.05	1382.98	6.2118				
-40	2.8118	1281.01	1393.48	6.2573	1.8630	1278.62	1390.40	6.0490
-35	2.8753	1288.96	1403.98	6.3018	1.9061	1286.75	1401.12	6.0946
-30	2.9385	1296.93	1414.47	6.3455	1.9491	1294.88	1411.83	6.1390
-25	3.0015	1304.90	1424.96	6.3882	1.9918	1303.01	1422.52	6.1826
-20	3.0644	1312.88	1435.46	6.4300	2.0343	1311.13	1433.19	6.2251
-15	3.1271	1320.87	1445.95	6.4711	2.0766	1319.25	1443.85	6.2668
-10	3.1896	1328.87	1456.45	6.5114	2.1188	1327.37	1454.50	6.3077
-5	3.2520	1336.88	1466.95	6.5509	2.1609	1335.49	1465.14	6.3478
0	3.3142	1344.90	1477.47	6.5898	2.2028	1343.61	1475.78	6.3871
5	3.3764	1352.95	1488.00	6.6280	2.2446	1351.75	1486.43	6.4257
$p = 0.8 \text{ bar} = 0.08 \text{ MPa}$ ($T_{\text{sat}} = -37.94^\circ\text{C}$)					$p = 1.0 \text{ bar} = 0.10 \text{ MPa}$ ($T_{\text{sat}} = -33.60^\circ\text{C}$)			
Sat.	1.4021	1279.61	1391.78	5.9174	1.1381	1284.61	1398.41	5.8391
-35	1.4215	1284.51	1398.23	5.9446				
-30	1.4543	1292.81	1409.15	5.9900	1.1573	1290.71	1406.44	5.8723
-25	1.4868	1301.09	1420.04	6.0343	1.1838	1299.15	1417.53	5.9175
-20	1.5192	1309.36	1430.90	6.0777	1.2101	1307.57	1428.58	5.9616
-15	1.5514	1317.61	1441.72	6.1200	1.2362	1315.96	1439.58	6.0046
-10	1.5834	1325.85	1452.53	6.1615	1.2621	1324.33	1450.54	6.0467
-5	1.6153	1334.09	1463.31	6.2021	1.2880	1332.67	1461.47	6.0878
0	1.6471	1342.31	1474.08	6.2419	1.3136	1341.00	1472.37	6.1281
5	1.6788	1350.54	1484.84	6.2809	1.3392	1349.33	1483.25	6.1676
10	1.7103	1358.77	1495.60	6.3192	1.3647	1357.64	1494.11	6.2063
15	1.7418	1367.01	1506.35	6.3568	1.3900	1365.95	1504.96	6.2442
20	1.7732	1375.25	1517.10	6.3939	1.4153	1374.27	1515.80	6.2816
$p = 1.5 \text{ bar} = 0.15 \text{ MPa}$ ($T_{\text{sat}} = -25.22^\circ\text{C}$)					$p = 2.0 \text{ bar} = 0.20 \text{ MPa}$ ($T_{\text{sat}} = -18.86^\circ\text{C}$)			
Sat.	0.7787	1293.80	1410.61	5.6973	0.59460	1300.39	1419.31	5.5969
-25	0.7795	1294.20	1411.13	5.6994				
-20	0.7978	1303.00	1422.67	5.7454				
-15	0.8158	1311.75	1434.12	5.7902	0.60542	1307.43	1428.51	5.6328
-10	0.8336	1320.44	1445.49	5.8338	0.61926	1316.46	1440.31	5.6781
-5	0.8514	1329.08	1456.79	5.8764	0.63294	1325.41	1452.00	5.7221
0	0.8689	1337.68	1468.02	5.9179	0.64648	1334.29	1463.59	5.7649
5	0.8864	1346.25	1479.20	5.9585	0.65989	1343.11	1475.09	5.8066
10	0.9037	1354.78	1490.34	5.9981	0.67320	1351.87	1486.51	5.8473
15	0.9210	1363.29	1501.44	6.0370	0.68640	1360.59	1497.87	5.8871
20	0.9382	1371.79	1512.51	6.0751	0.69952	1369.28	1509.18	5.9260
25	0.9553	1380.28	1523.56	6.1125	0.71256	1377.93	1520.44	5.9641
30	0.9723	1388.76	1534.60	6.1492	0.72553	1386.56	1531.67	6.0014

Ammonia

TABLE A-15 (Continued)

T °C	v m ³ /kg	u kJ/kg	h kJ/kg	s kJ/kg · K	v m ³ /kg	u kJ/kg	h kJ/kg	s kJ/kg · K
$p = 2.5 \text{ bar} = 0.25 \text{ MPa}$ ($T_{\text{sat}} = -13.67^\circ\text{C}$)					$p = 3.0 \text{ bar} = 0.30 \text{ MPa}$ ($T_{\text{sat}} = -9.24^\circ\text{C}$)			
Sat.	0.48213	1305.49	1426.03	5.5190	0.40607	1309.65	1431.47	5.4554
-10	0.49051	1312.37	1435.00	5.5534				
-5	0.50180	1321.65	1447.10	5.5989	0.41428	1317.80	1442.08	5.4953
0	0.51293	1330.83	1459.06	5.6431	0.42382	1327.28	1454.43	5.5409
5	0.52393	1339.91	1470.89	5.6860	0.43323	1336.64	1466.61	5.5851
10	0.53482	1348.91	1482.61	5.7278	0.44251	1345.89	1478.65	5.6280
15	0.54560	1357.84	1494.25	5.7685	0.45169	1355.05	1490.56	5.6697
20	0.55630	1366.72	1505.80	5.8083	0.46078	1364.13	1502.36	5.7103
25	0.56691	1375.55	1517.28	5.8471	0.46978	1373.14	1514.07	5.7499
30	0.57745	1384.34	1528.70	5.8851	0.47870	1382.09	1525.70	5.7886
35	0.58793	1393.10	1540.08	5.9223	0.48756	1391.00	1537.26	5.8264
40	0.59835	1401.84	1551.42	5.9589	0.49637	1399.86	1548.77	5.8635
45	0.60872	1410.56	1562.74	5.9947	0.50512	1408.70	1560.24	5.8998
$p = 3.5 \text{ bar} = 0.35 \text{ MPa}$ ($T_{\text{sat}} = -5.36^\circ\text{C}$)					$p = 4.0 \text{ bar} = 0.40 \text{ MPa}$ ($T_{\text{sat}} = -1.90^\circ\text{C}$)			
Sat.	0.35108	1313.14	1436.01	5.4016	0.30942	1316.12	1439.89	5.3548
0	0.36011	1323.66	1449.70	5.4522	0.31227	1319.95	1444.86	5.3731
10	0.37654	1342.82	1474.61	5.5417	0.32701	1339.68	1470.49	5.4652
20	0.39251	1361.49	1498.87	5.6259	0.34129	1358.81	1495.33	5.5515
30	0.40814	1379.81	1522.66	5.7057	0.35520	1377.49	1519.57	5.6328
40	0.42350	1397.87	1546.09	5.7818	0.36884	1395.85	1543.38	5.7101
60	0.45363	1433.55	1592.32	5.9249	0.39550	1431.97	1590.17	5.8549
80	0.48320	1469.06	1638.18	6.0586	0.42160	1467.77	1636.41	5.9897
100	0.51240	1504.73	1684.07	6.1850	0.44733	1503.64	1682.58	6.1169
120	0.54136	1540.79	1730.26	6.3056	0.47280	1539.85	1728.97	6.2380
140	0.57013	1577.38	1776.92	6.4213	0.49808	1576.55	1775.79	6.3541
160	0.59876	1614.60	1824.16	6.5330	0.52323	1613.86	1823.16	6.4661
180	0.62728	1652.51	1872.06	6.6411	0.54827	1651.85	1871.16	6.5744
200	0.65572	1691.15	1920.65	6.7460	0.57322	1690.56	1919.85	6.6796
$p = 4.5 \text{ bar} = 0.45 \text{ MPa}$ ($T_{\text{sat}} = 1.25^\circ\text{C}$)					$p = 5.0 \text{ bar} = 0.50 \text{ MPa}$ ($T_{\text{sat}} = 4.13^\circ\text{C}$)			
Sat.	0.27671	1318.73	1443.25	5.3135	0.25034	1321.02	1446.19	5.2765
10	0.28846	1336.48	1466.29	5.3962	0.25757	1333.22	1462.00	5.3330
20	0.30142	1356.09	1491.72	5.4845	0.26949	1353.32	1488.06	5.4234
30	0.31401	1375.15	1516.45	5.5674	0.28103	1372.76	1513.28	5.5080
40	0.32631	1393.80	1540.64	5.6460	0.29227	1391.74	1537.87	5.5878
60	0.35029	1430.37	1588.00	5.7926	0.31410	1428.76	1585.81	5.7362
80	0.37369	1466.47	1634.63	5.9285	0.33535	1465.16	1632.84	5.8733
100	0.39671	1502.55	1681.07	6.0564	0.35621	1501.46	1679.56	6.0020
120	0.41947	1538.91	1727.67	6.1781	0.37681	1537.97	1726.37	6.1242
140	0.44205	1575.73	1774.65	6.2946	0.39722	1574.90	1773.51	6.2412
160	0.46448	1613.13	1822.15	6.4069	0.41749	1612.40	1821.14	6.3537
180	0.48681	1651.20	1870.26	6.5155	0.43765	1650.54	1869.36	6.4626
200	0.50905	1689.97	1919.04	6.6208	0.45771	1689.38	1918.24	6.5681

TABLE A-15 (Continued)

T °C	v m ³ /kg	u kJ/kg	h kJ/kg	s kJ/kg · K	v m ³ /kg	u kJ/kg	h kJ/kg	s kJ/kg · K
$p = 5.5 \text{ bar} = 0.55 \text{ MPa}$ ($T_{\text{sat}} = 6.79^\circ\text{C}$)					$p = 6.0 \text{ bar} = 0.60 \text{ MPa}$ ($T_{\text{sat}} = 9.27^\circ\text{C}$)			
Sat.	0.22861	1323.06	1448.80	5.2430	0.21038	1324.89	1451.12	5.2122
10	0.23227	1329.88	1457.63	5.2743	0.21115	1326.47	1453.16	5.2195
20	0.24335	1350.50	1484.34	5.3671	0.22155	1347.62	1480.55	5.3145
30	0.25403	1370.35	1510.07	5.4534	0.23152	1367.90	1506.81	5.4026
40	0.26441	1389.64	1535.07	5.5345	0.24118	1387.52	1532.23	5.4851
50	0.27454	1408.53	1559.53	5.6114	0.25059	1406.67	1557.03	5.5631
60	0.28449	1427.13	1583.60	5.6848	0.25981	1425.49	1581.38	5.6373
80	0.30398	1463.85	1631.04	5.8230	0.27783	1462.52	1629.22	5.7768
100	0.32307	1500.36	1678.05	5.9525	0.29546	1499.25	1676.52	5.9071
120	0.34190	1537.02	1725.07	6.0753	0.31281	1536.07	1723.76	6.0304
140	0.36054	1574.07	1772.37	6.1926	0.32997	1573.24	1771.22	6.1481
160	0.37903	1611.66	1820.13	6.3055	0.34699	1610.92	1819.12	6.2613
180	0.39742	1649.88	1868.46	6.4146	0.36390	1649.22	1867.56	6.3707
200	0.41571	1688.79	1917.43	6.5203	0.38071	1688.20	1916.63	6.4766
$p = 7.0 \text{ bar} = 0.70 \text{ MPa}$ ($T_{\text{sat}} = 13.79^\circ\text{C}$)					$p = 8.0 \text{ bar} = 0.80 \text{ MPa}$ ($T_{\text{sat}} = 17.84^\circ\text{C}$)			
Sat.	0.18148	1328.04	1455.07	5.1576	0.15958	1330.64	1458.30	5.1099
20	0.18721	1341.72	1472.77	5.2186	0.16138	1335.59	1464.70	5.1318
30	0.19610	1362.88	1500.15	5.3104	0.16948	1357.71	1493.29	5.2277
40	0.20464	1383.20	1526.45	5.3958	0.17720	1378.77	1520.53	5.3161
50	0.21293	1402.90	1551.95	5.4760	0.18465	1399.05	1546.77	5.3986
60	0.22101	1422.16	1576.87	5.5519	0.19189	1418.77	1572.28	5.4763
80	0.23674	1459.85	1625.56	5.6939	0.20590	1457.14	1621.86	5.6209
100	0.25205	1497.02	1673.46	5.8258	0.21949	1494.77	1670.37	5.7545
120	0.26709	1534.16	1721.12	5.9502	0.23280	1532.24	1718.48	5.8801
140	0.28193	1571.57	1768.92	6.0688	0.24590	1569.89	1766.61	5.9995
160	0.29663	1609.44	1817.08	6.1826	0.25886	1607.96	1815.04	6.1140
180	0.31121	1647.90	1865.75	6.2925	0.27170	1646.57	1863.94	6.2243
200	0.32571	1687.02	1915.01	6.3988	0.28445	1685.83	1913.39	6.3311
$p = 9.0 \text{ bar} = 0.90 \text{ MPa}$ ($T_{\text{sat}} = 21.52^\circ\text{C}$)					$p = 10.0 \text{ bar} = 1.00 \text{ MPa}$ ($T_{\text{sat}} = 24.89^\circ\text{C}$)			
Sat.	0.14239	1332.82	1460.97	5.0675	0.12852	1334.66	1463.18	5.0294
30	0.14872	1352.36	1486.20	5.1520	0.13206	1346.82	1478.88	5.0816
40	0.15582	1374.21	1514.45	5.2436	0.13868	1369.52	1508.20	5.1768
50	0.16263	1395.11	1541.47	5.3286	0.14499	1391.07	1536.06	5.2644
60	0.16922	1415.32	1567.61	5.4083	0.15106	1411.79	1562.86	5.3460
80	0.18191	1454.39	1618.11	5.5555	0.16270	1451.60	1614.31	5.4960
100	0.19416	1492.50	1667.24	5.6908	0.17389	1490.20	1664.10	5.6332
120	0.20612	1530.30	1715.81	5.8176	0.18478	1528.35	1713.13	5.7612
140	0.21788	1568.20	1764.29	5.9379	0.19545	1566.51	1761.96	5.8823
160	0.22948	1606.46	1813.00	6.0530	0.20598	1604.97	1810.94	5.9981
180	0.24097	1645.24	1862.12	6.1639	0.21638	1643.91	1860.29	6.1095
200	0.25237	1684.64	1911.77	6.2711	0.22670	1683.44	1910.14	6.2171

Ammonia

TABLE A-15 (Continued)

T °C	v m ³ /kg	u kJ/kg	h kJ/kg	s kJ/kg·K	v m ³ /kg	u kJ/kg	h kJ/kg	s kJ/kg·K
$p = 12.0 \text{ bar} = 1.20 \text{ MPa}$ ($T_{\text{sat}} = 30.94^\circ\text{C}$)					$p = 14.0 \text{ bar} = 1.40 \text{ MPa}$ ($T_{\text{sat}} = 36.26^\circ\text{C}$)			
Sat.	0.10751	1337.52	1466.53	4.9625	0.09231	1339.56	1468.79	4.9050
40	0.11287	1359.73	1495.18	5.0553	0.09432	1349.29	1481.33	4.9453
60	0.12378	1404.54	1553.07	5.2347	0.10423	1396.97	1542.89	5.1360
80	0.13387	1445.91	1606.56	5.3906	0.11324	1440.06	1598.59	5.2984
100	0.14347	1485.55	1657.71	5.5315	0.12172	1480.79	1651.20	5.4433
120	0.15275	1524.41	1707.71	5.6620	0.12986	1520.41	1702.21	5.5765
140	0.16181	1563.09	1757.26	5.7850	0.13777	1559.63	1752.52	5.7013
160	0.17072	1601.95	1806.81	5.9021	0.14552	1598.92	1802.65	5.8198
180	0.17950	1641.23	1856.63	6.0145	0.15315	1638.53	1852.94	5.9333
200	0.18819	1681.05	1906.87	6.1230	0.16068	1678.64	1903.59	6.0427
220	0.19680	1721.50	1957.66	6.2282	0.16813	1719.35	1954.73	6.1485
240	0.20534	1762.63	2009.04	6.3303	0.17551	1760.72	2006.43	6.2513
260	0.21382	1804.48	2061.06	6.4297	0.18283	1802.78	2058.75	6.3513
280	0.22225	1847.04	2113.74	6.5267	0.19010	1845.55	2111.69	6.4488
$p = 16.0 \text{ bar} = 1.60 \text{ MPa}$ ($T_{\text{sat}} = 41.03^\circ\text{C}$)					$p = 18.0 \text{ bar} = 1.80 \text{ MPa}$ ($T_{\text{sat}} = 45.38^\circ\text{C}$)			
Sat.	0.08079	1340.97	1470.23	4.8542	0.07174	1341.88	1471.01	4.8086
60	0.08951	1389.06	1532.28	5.0461	0.07801	1380.77	1521.19	4.9627
80	0.09774	1434.02	1590.40	5.2156	0.08565	1427.79	1581.97	5.1399
100	0.10539	1475.93	1644.56	5.3648	0.09267	1470.97	1637.78	5.2937
120	0.11268	1516.34	1696.64	5.5008	0.09931	1512.22	1690.98	5.4326
140	0.11974	1556.14	1747.72	5.6276	0.10570	1552.61	1742.88	5.5614
160	0.12663	1595.85	1798.45	5.7475	0.11192	1592.76	1794.23	5.6828
180	0.13339	1635.81	1849.23	5.8621	0.11801	1633.08	1845.50	5.7985
200	0.14005	1676.21	1900.29	5.9723	0.12400	1673.78	1896.98	5.9096
220	0.14663	1717.18	1951.79	6.0789	0.12991	1715.00	1948.83	6.0170
240	0.15314	1758.79	2003.81	6.1823	0.13574	1756.85	2001.18	6.1210
260	0.15959	1801.07	2056.42	6.2829	0.14152	1799.35	2054.08	6.2222
280	0.16599	1844.05	2109.64	6.3809	0.14724	1842.55	2107.58'	6.3207
$p = 20.0 \text{ bar} = 2.00 \text{ MPa}$ ($T_{\text{sat}} = 49.37^\circ\text{C}$)								
Sat.	0.06445	1342.37	1471.26	4.7670				
60	0.06875	1372.05	1509.54	4.8838				
80	0.07596	1421.36	1573.27	5.0696				
100	0.08248	1465.89	1630.86	5.2283				
120	0.08861	1508.03	1685.24	5.3703				
140	0.09447	1549.03	1737.98	5.5012				
160	0.10016	1589.65	1789.97	5.6241				
180	0.10571	1630.32	1841.74	5.7409				
200	0.11116	1671.33	1893.64	5.8530				
220	0.11652	1712.82	1945.87	5.9611				
240	0.12182	1754.90	1998.54	6.0658				
260	0.12706	1797.63	2051.74	6.1675				
280	0.13224	1841.03	2105.50	6.2665				